



**CCL COMPUTERS**



## CCL Paladin Gaming PC

- AMD Ryzen 7 3700X 3.6GHz (4.4GHz Turbo Boost)
- 16GB 3200MHz DDR4 RGB RAM
- AMD Radeon RX 5700 XT 8GB
- 1TB Adata XPG SX8200 Pro SSD
- 2TB Seagate BarraCuda Hard Drive
- 3 Year Collect & Return Warranty

**From £1,559.99** inc VAT



**3 YEAR  
WARRANTY**



**SPREAD  
THE COST**



**FREE, FAST  
DELIVERY**

Configure yours at:

**[www.cclonline.com/paladin](http://www.cclonline.com/paladin)**



**01274 471 210**



**[pcsales@cclonline.com](mailto:pcsales@cclonline.com)**



**Price Match**  
On all ccl built systems





**DELETE YOUR  
PRIVATE DATA  
AUTOMATICALLY**

Searches • Cookies • Emails  
Uploads • Downloads **p46**

# SYNC YOUR PC WITH YOUR PHONE



**Combine desktop and mobile devices  
to get the best of both worlds **p40****

- ✓ Transfer files instantly over Wi-Fi
- ✓ Make mobile calls from your desktop
- ✓ Turn your phone into a PC remote
- ✓ Send text messages from your PC
- ✓ Browse your hard drive from your phone

*...and much, much more!*



**PLUS**

**WHY YOUR WINDOWS  
UPDATES KEEP FAILING**

Prevent future problems now **p64**

**HOW TO CANCEL  
AMAZON PRIME**

And get a refund, too **p49**

**LINUX FOR  
BEGINNERS**

Don't fear the penguin –  
easiest distros on test **p50**







PC Specialist recommends Windows  Windows 10



# CUSTOM GAMING DESKTOPS & LAPTOPS

ORDER ONLINE NOW AT

**[WWW.PCSPECIALIST.CO.UK](http://WWW.PCSPECIALIST.CO.UK)**

GET A FURTHER £15 OFF WITH  
THIS EXCLUSIVE VOUCHER CODE:

**CA298**

**0333 011 7000**

Some features require Windows 10. Update available through Windows Store. Internet access required; fees may apply.  
Microsoft, and Windows are either registered trademarks or trademarks of Microsoft Corporation in the United States and/or other countries.

/PCSPECIALIST



@PCSPECIALIST





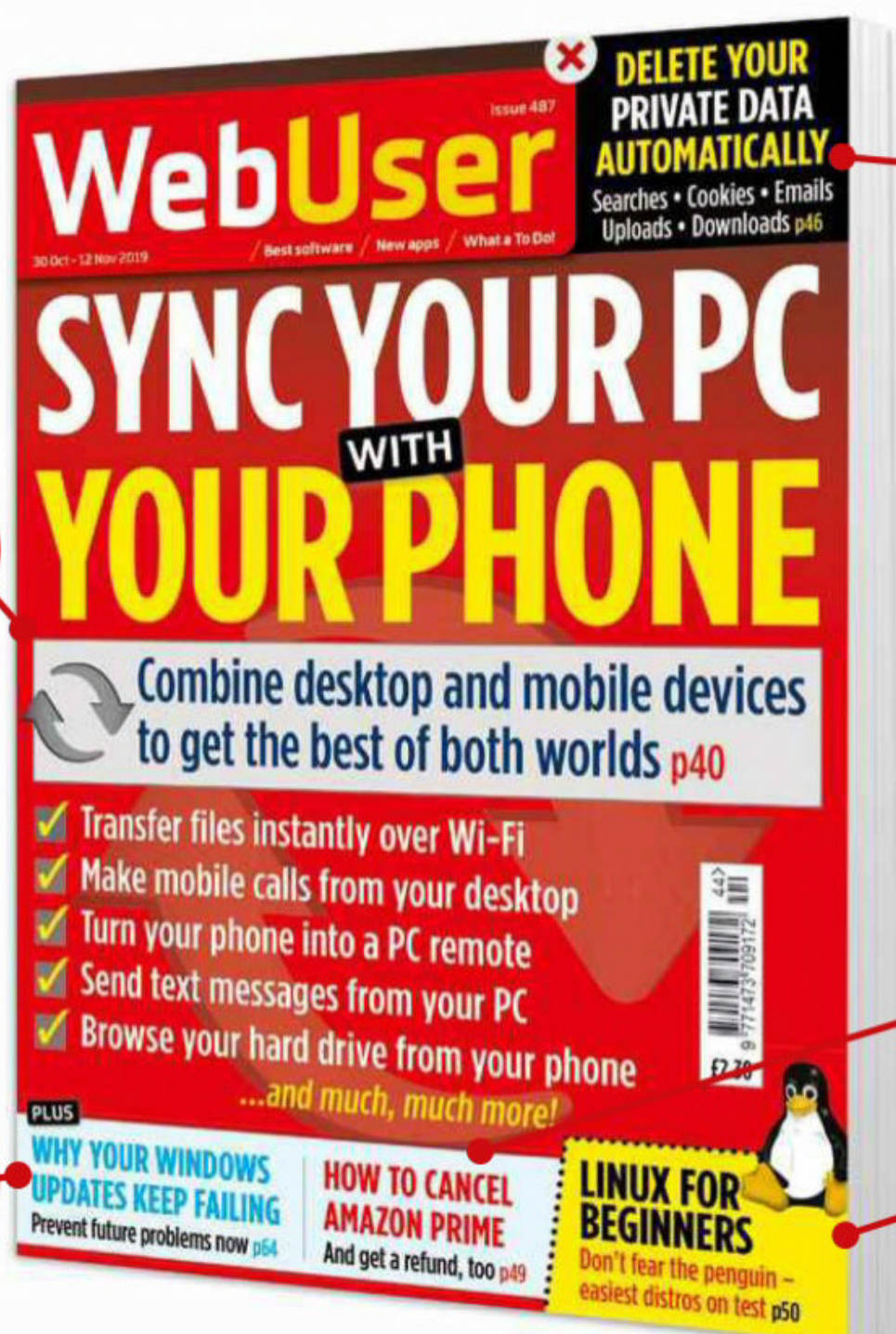
## Create the ultimate merger

It's six years since smartphones overtook PCs as the most common means of accessing the web. However, unlike DVDs wiping out VHS tapes or digital cameras usurping film ones, desktop and mobile devices aren't mutually exclusive: we all own at least one of each and use them every day, but not in exactly the same way. PCs don't fit easily in your pocket, after all, while phones are pretty fiddly for writing and editing magazines on (in my experience).

In this issue's cover feature, we explain how you can get your computer and your smartphone to work in perfect harmony, as


if they were the same device, and unlock all manner of useful features. Share files instantly without using the 'cloud', make mobile calls and send text messages from your desktop, sync your browser tabs and passwords, mirror one device's screen on the other and much more - we've got all the tips you need to merge your PC with your phone, without creating an unholy mess.

**Robert Irvine, Editor**  
[editor@webuser.co.uk](mailto:editor@webuser.co.uk)  
[#webuser](#)



### 5 Things you'll learn this issue

- 1 How to play classic MS-DOS games from the 1980s in your browser for free **page 6**
- 2 How to cut the cost of rail travel by splitting your journey into separate tickets **page 16**
- 3 How to pin windows on your desktop so they always stay on top of others **page 30**
- 4 How to fool websites that don't let you browse them while using incognito mode **page 33**
- 5 How to display a live word count when you type documents in Google Docs **page 70**



### Subscribe to Web User!

Never miss another issue – subscribe at [subscribe.webuser.co.uk](https://subscribe.webuser.co.uk)

 Average sales, Jan-Dec 2018, 26,519 copies per issue



COVER  
FEATURE

# SYNC YOUR PC WITH YOUR PHONE

Combine desktop and mobile devices  
to get the best of both worlds

p40

Microsoft's new Flight Simulator  
is preparing for takeoff p38



Don't leave your data lying  
around on the web p46



## IN DEPTH Articles on the latest tech topics

- 38 FAQ**  
Our guide to Microsoft Flight Simulator
- 40 COVER FEATURE**  
**SYNC YOUR PC WITH YOUR PHONE**  
Connect wirelessly without using the cloud
- 46 Delete your private data automatically**  
Make sensitive files and info self-destruct
- 49 Unsubscribe from online services**  
How to quit Amazon Prime, Spotify and Netflix
- 50 Best free operating systems for old PCs**  
Revive ancient hardware with a simple Linux OS

## REVIEWS Apps, sites and products on test

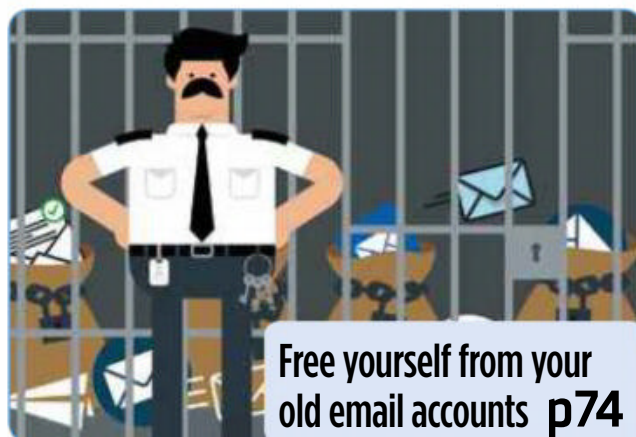
- 14 Best New Websites**  
Take the NHS mental health assessment
- 22 Group Test**  
Laptops offer the best balance between power and portability. We test eight for under £800
- 28 Best Free Software**  
Calibre is the perfect software for ebook lovers
- 32 Best New Browser Tools**  
Disguise your browsing with Windscribe
- 34 Best Free Apps**  
Use the Twobird email client on all your devices





## FAVOURITES Must-read regulars

- 6 What's New Online**  
Play classic MS-DOS games online
- 8 Need to Know**  
This fortnight's top tech news stories
- 12 Stay Safe Online**  
Security advice for PC and mobile
- 18 Build a Better Site**  
Expert tips, tools and practical help
- 20 What to Watch Online**  
Films and TV shows you can't miss
- 26 Best Buys**  
Our pick of the best new products
- 37 Take a Screen Break**  
Guess the emoji horror films



- 60 Broadband Deals**  
Find the best-value package for you
- 72 Inbox**  
Tell us your views and opinions
- 74 Page 404**  
Barry says no to email extortion





## Practical WebUser

Workshops, tips, projects and problem solving

16 pages

- 52 Workshop 1**  
Manage your life with the new Microsoft To Do
- 54 Workshop 2**  
Create free backups with Duplicati
- 56 Workshop 3**  
Blur private details in photos
- 57 Workshop 4**  
Browse in privacy on your phone
- 58 Weekend Project**  
Build a smart home on a budget
- 64 Web User Masterclass**  
Fix Windows 10 update errors
- 66 Ask the Expert**  
All your technical questions answered
- 69 Readers' Helpdesk**  
Solve other readers' problems
- 70 Readers' Tips**  
The best tips from our readers

Back up all your data for free p54



Redact your photos for the web p56



Set up a smart home without spending a fortune p58

### EDITORIAL

Editor Robert Irvine  
Technical & Reviews Editor Andy Shaw  
Features Writer Steve Clark  
Art Editor Laurence Hallam  
Production Editor Miki Berenyi  
Contributors Wayne Williams, Jane Hoskyn, Jonathan Parkyn, David Crookes, Roland Waddilove, Nicole Kobie, Barry Collins, Bill Bagnall, Gareth Beach  
Editorial email: [editor@webuser.co.uk](mailto:editor@webuser.co.uk)

### ADVERTISING

Tel: 0203 890 3824  
Group Advertising Director Andrea Mason  
Senior Sales Executive Ashley Wood

### ADVERTISING PRODUCTION

Group Production Manager  
Stephen Catherall, 0203 890 4050  
Production Manager  
Mike Hills, [michael\\_hills@dennis.co.uk](mailto:michael_hills@dennis.co.uk)

### MARKETING

Marketing Manager Rachel Hare  
Marketing Production Manager Gemma Hills

### MANAGEMENT

Group Editor Daniel Booth  
Managing Director Dharmesh Mistry  
MD of Advertising Julian Lloyd-Evans  
Commercial and Retail Director David Barker  
CFO/COO Brett Reynolds  
Chief Executive James Tye  
Company Founder Felix Dennis

### SYNDICATION AND LICENSING

Tel: 0203 890 4027  
Endorsement Licensing Manager Ryan Chambers  
Licensing Content Manager Nicole Creasey

### SUBSCRIPTIONS

Tel: 0330 333 9493  
Email: [subscriptions@dennis.co.uk](mailto:subscriptions@dennis.co.uk)  
You can manage your existing subscription through [www.ManageMyMags.co.uk](http://www.ManageMyMags.co.uk). This should be your first port of call if you have any queries about your subscription. A subscription to Web User for one year costs £47.99 for UK subscribers, £95 for Europe and £151 for the rest of the world. Call 0330 333 9493 to get the next issue, delivered free to your door.

### PRINTING

Printed by Wyndeham Bicester, Oxon  
Distributors Seymour 020 7396 4000

Web User is produced by Robirv Limited and published fortnightly by Dennis Publishing Ltd, a company registered in England 1138891.

### PERMISSIONS

Material may not be reproduced in any form without the written consent of the publisher. Please address such requests to: Dharmesh Mistry, Dennis Publishing, 31-32 Alfred Place, WC1E 7DP

### LIABILITY

While every care was taken preparing this magazine, the publishers cannot be held responsible for the accuracy of the information or any consequence arising from it. All judgments are based on equipment available to Web User at the time of review. 'Value for money' comments are based on UK prices at time of review. Web User takes no responsibility for the content of external websites whose addresses are published in the magazine.

Copyright © Dennis Publishing Limited 2019. All rights reserved. Web User is a registered trade mark. Neither the whole of this publication nor any part of it may be reproduced, stored in a retrieval system or transmitted in any form or by any means without the written permission of the publishers



### A DENNIS PUBLICATION

Web User is published fortnightly by Dennis Publishing Ltd, 31-32 Alfred Place, WC1E 7DP. Company registered in England. ISSN 1473-7094

WEB USER  
PRINTED IN THE UK



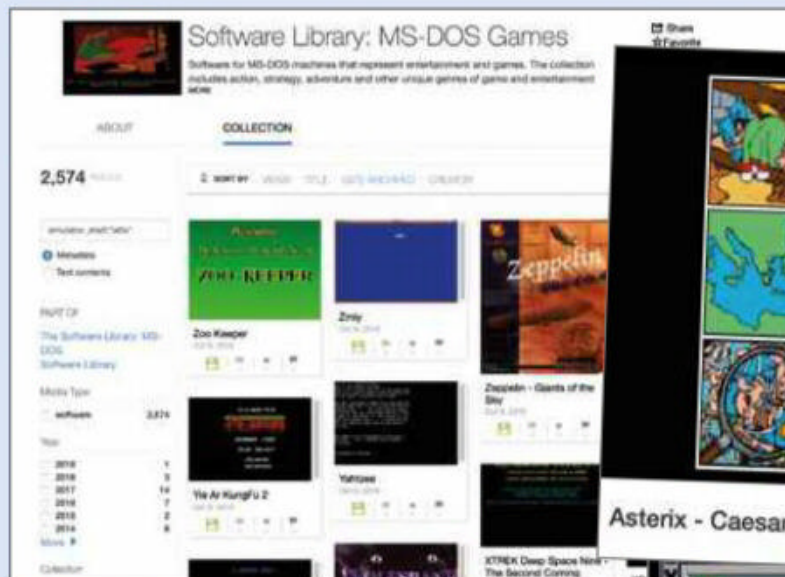


# What's New Online

## Play classic MS-DOS games for free

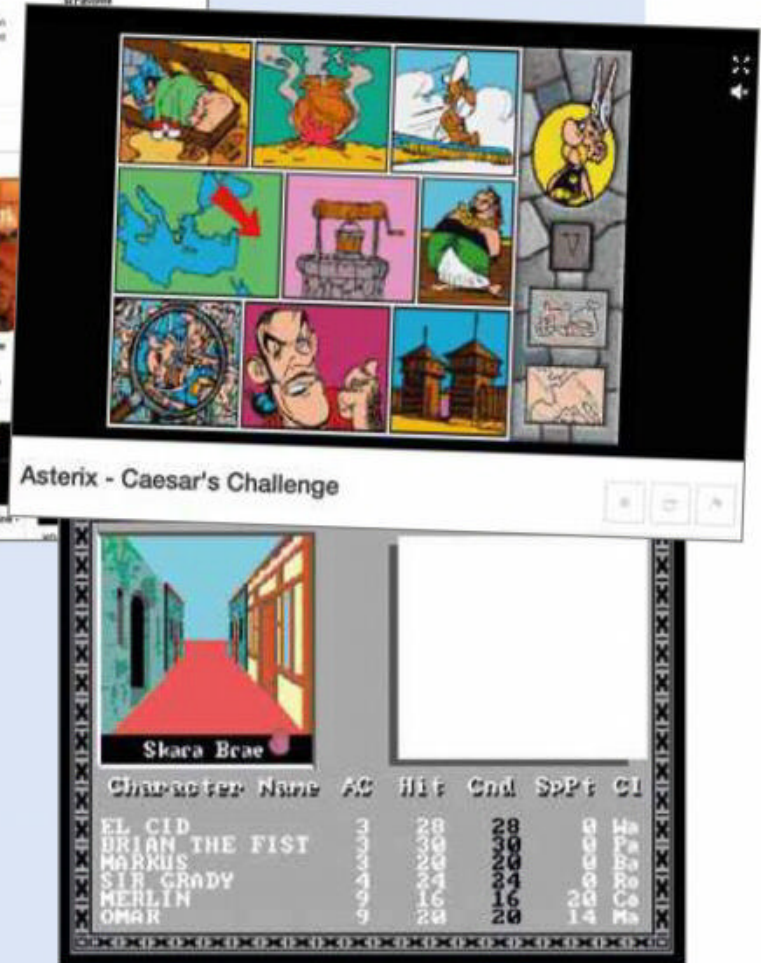
One of the biggest online archives of MS-DOS games has just got even bigger, thanks to the addition of more than 2,500 retro titles. This means you can get stuck into a treasure trove of games dating back to 1980, including the original Microsoft Flight Simulator (see FAQ on page 38), futuristic racing game WipEout, Street Fighter II and classic point-and-click adventures such as The Secret of Monkey Island.

To play these games through the Internet Archive, simply select the title you want and click the start button. The game's data will then download and the emulator will start, allowing you to use your keyboard to interact. Some games come with manuals and most have descriptions to give you an idea of what they're like. Emulation can be slow, however, and games that originally appeared on CD-ROM are inevitably larger than others and take a lot longer to load.



These are small niggles, however. This incredible resource is the result of much hard work by the eXoDOS game preservation and restoration project, which helps to keep old titles alive. You can select games from specific years and browse different collections, too, so there's lots of retro-gaming fun to be had.

[bit.ly/dosgames487](http://bit.ly/dosgames487)



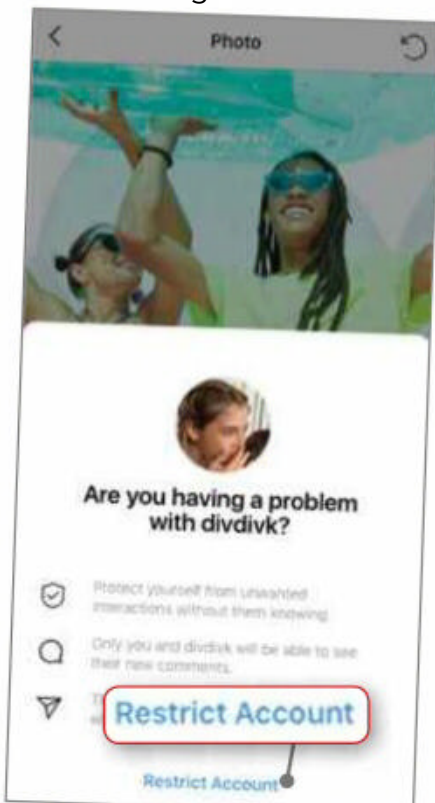
## Stop unwanted Instagram interactions

[www.instagram.com](http://www.instagram.com)

Cyberbullying is a problem that is only getting worse, so Instagram has decided to take a more proactive role in tackling online abuse. Its new Restrict feature allows you to

silence bullies without them finding out. This is important because blocking or reporting an account can make cyberbullies more determined to cause harm.

When you restrict a person's account (either through their profile, by swiping left on a comment or in the Settings, Privacy tab), you won't see notifications from them and they won't know if you're online. Any direct messages they send go to Message Request, to give you control over whether or not you want to read them. Bullies can leave comments on your posts, but unless you tap See Comment, only they will see them. It's up to you whether you approve such comments for a wider audience.



## Discover the pitfalls of YouTube's algorithms

[bit.ly/regrets487](http://bit.ly/regrets487)

It's easy to get sucked into a YouTube rabbit hole and watch video after video, but as the service's mysterious recommendation algorithm tries to predict what you may find interesting, toxic content can creep in.

The Mozilla Foundation, which is best known for developing the Firefox browser, is publicising 28 algorithm incidents in which users who started watching something innocuous were recommended videos of death, violence, conspiracies and racism. Thankfully, you don't see the clips, but the stories certainly give cause for concern.

This awareness drive is part of Mozilla's YouTube Regrets project, which is urging the video-sharing service to be more open about how its algorithm works and to make the suggestions system less harmful. This is particularly important because recommendations can't be turned off, although YouTube says it has recently reduced the spread of 'borderline' content by half.





We pick the 10 best things you must do on the web this fortnight

## See the reach of China's tech giants

[chinatechmap.aspi.org.au](http://chinatechmap.aspi.org.au)

With China's technology companies becoming increasingly influential, this online tool focuses on 12 of them, including Huawei, Tencent and Alibaba, and looks at their impact across the tech industry. Scroll to see a visual overview, then take a closer look at the activities companies are involved in, before exploring the map of 17,000 data points.



## Create a self-destructing website



[sdnates.com/yoursitename](http://sdnates.com/yoursitename)

Creating a website can be a hassle, but with this service it's as easy as typing the above URL into your browser and substituting 'yoursitename' with any words or characters you like. From there, you can immediately start writing posts – as can any visitors to your site, unless you lock the content with a password. You can't add images or alter the design, and an added quirk is that you have to keep posting to the site. If you go 30 days without activity, your website is deleted and others can claim its name. Even so, it's great if you need to create a temporary website for a specific purpose.

## View a world of extremes

[bit.ly/extremes487](http://bit.ly/extremes487)

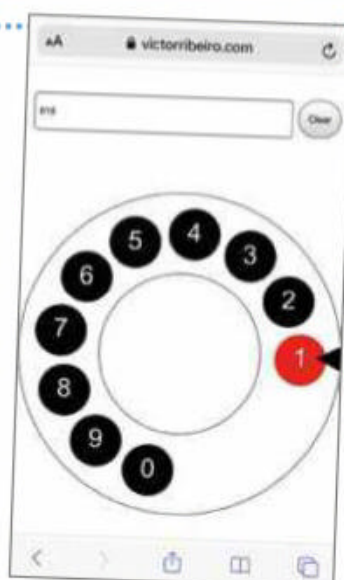
Earth is a place of extreme highs and lows, and this beautiful interactive globe lets you see them for yourself. By giving our planet a spin and looking for the orange dots scattered across its continents, you can explore key landmarks ranging from the world's deepest lake to the highest volcano. Each entry includes a photo and a fact from Wikipedia. You can also go to the full Wikipedia article, discover how the 3D globe was created and even grab the code from GitHub if you'd like to create a project of your own.



## Dial numbers the old way

[victorribeiro.com/dial](http://victorribeiro.com/dial)

Created one idle Saturday by coder Victor Ribeiro, this web-based recreation of the rotary telephone dial is fairly pointless – you certainly can't use it to call anyone. However, dialling with your finger on a touchscreen is actually rather fun, and the dial even springs back like a real one. Stop turning when the number you want goes red and it will appear in the window above.



## NEW VOICE COMMANDS



### Find Tile-tagged items

If you've fitted Tile tracking tags to your bag, wallet, keys or other easily losable items, you can now use your Google Home speaker to discover where they are.



### Control Spotify

With iOS 13, you can finally ask Siri to stream music via Spotify. Say, "Hey Siri, play [song] on Spotify" and it will connect to your Spotify account. A Spotify app is now available for Apple TV, too.



### Track Royal Mail parcels

Enable Royal Mail's Alexa skill, then link your account, and you can track your parcels. Say, "Ask Royal Mail to track my item" and Alexa will ask you for a reference number or a previously created alias.



### Get a Twitter desktop app

[bit.ly/twitter487](http://bit.ly/twitter487)

Having axed its app for macOS in February, Twitter has now launched a new official version based on its iPad offering. It was produced for macOS Catalina using tech that ports iPad apps to the Mac. It's not perfect, but at least it's free.

### Copy Greta's handwriting

[bit.ly/greta487](http://bit.ly/greta487)

Climate activist Greta Thunberg has created many distinctive banners for use in her street protests. Now you can download the teenager's painted letters as a free typeface from graphic designer Tal Shub.

### Use Instagram in dark mode

[www.instagram.com](http://www.instagram.com)

Instagram is finally allowing iPhone users to switch to dark mode. The theme activates automatically when you enable iOS 13's dark mode in Control Center (long-press the brightness control). You can also say, "Hey Siri, turn on dark mode".



## New warning over 'Microsoft' tech-support scams

### What happened?

Windows users have long been the target of tech-support scammers, and the trend appears to be continuing, with new reports of victims losing thousands of pounds. However, recent arrests have highlighted the efforts authorities in the UK and overseas are making to fight back.

Tech-support scams have been running for years in various forms, but usually the victim receives a cold call from a criminal purporting to be from Microsoft or a security company. The scammer claims that the victim has been hacked or is at risk, and charges a fee to fix the problem. However, the caller isn't really from Microsoft, there's no fault or hack to be fixed, and if you fall for the scam, your card details will be in the hands of the criminals.

Thankfully, police have had some success in fighting back against online fraud. The City of London Police worked with Microsoft and Indian police to track such scams and arrest the criminals behind them, many of whom operated out of call centres in India. The four-year investigation led to seven arrests and the closure of two call centres following raids by local police. However, plenty of victims lost substantial sums of money to the fraudsters, prompting fresh warnings from police to be vigilant.

Among the victims was a British man, Doug Varey, who told the BBC he'd been scammed out of more than £4,000 ([bit.ly/scam487](https://www.bbc.com/news/technology-487)). For him, the scam began when he responded to a message that popped up on his computer offering 12 years of security protection for £500. A few months after signing up, the fake security company contacted Mr Varey claiming he'd been hacked by Russians, and told him that fixing the breach would cost thousands of pounds. In a panic, he paid up.

Police say they will continue working internationally to target scammers, and use every tactic available to prevent such fraud. Microsoft has also pledged its support for such operations.



### How will it affect you?

Microsoft will never call you, and the company certainly isn't monitoring its billion or more users to check that their Windows PCs haven't been hacked. Legitimate security companies won't cold-call you either, although they can be quite pushy in their emails and popups when the time comes to renew your antivirus software subscription.

If you ever receive a call from someone claiming to be from Microsoft or a security company, don't believe them – even if they give you a number to call back. Similarly, if a pop-up appears on your PC with a phone number to call, ignore it. Contact a reputable computer repair shop if you're worried you've been hacked, but also be wary of Google results – scammers pay

for ads to appear in search listings, too.

Try not to panic if your computer starts behaving strangely. Scammers take advantage of your stressed state to push you into buying services, handing over card details or allowing remote access to your PC. Before you sign up for anything, take a few minutes to calm down, speak to a friend or family member about what you've been told,

and search online for the fault described. After taking a deep breath, you'll probably realise that you've been hit by a scammer. If you're targeted, report the incident to Action Fraud ([www.actionfraud.police.uk](http://www.actionfraud.police.uk)), even if you don't fall for it, because it may save others from being caught out.

Scammers have been using these tricks for years, and this round of arrests won't stop them. However, the cooperation between police in the UK and India is a good sign that these crimes are finally being taken seriously, and such efforts may eventually dissuade scammers in the future.

### What do we think?

It's easy to be caught out by scams like these because they take advantage of reasonable fears, as well as a lack of knowledge about computers. *Web User* readers are likely to be aware of such scams, and know to hang up and report the call to the authorities, but plenty of less-savvy tech users may be caught out. Anyone with some tech know-how can help the police address these crimes by educating their friends and families. Make sure your loved ones know that Microsoft isn't going to call them, and tell them to call you first before handing over their card details for so-called security support.



**Report tech-support scams to Action Fraud – even if you don't fall for them**



What we think of this fortnight's top tech news stories and rumours, and how they affect you

## Windows adds YubiKey support for local use

### What happened?

Microsoft has finally added YubiKey support for local Windows accounts, which means users can now add an extra layer of security to their computers – and perhaps even ditch passwords entirely.

YubiKey is a USB stick that acts as a second method of authentication. When combined with your usual login credentials, it provides two-factor authentication to prevent anyone else from accessing your Windows account without the key and password.

YubiKey has long been available for securing online accounts, as well as for local logins on Mac and Linux computers.

Google announced that it has created a USB-C version that works with Android and Chrome OS, too.

### How will it affect you?

To use the new login system on your PC, you'll need a YubiKey stick, which you can buy for as little as £25 ([bit.ly/yubikey487](http://bit.ly/yubikey487)).

For local Windows accounts, make sure you choose a YubiKey 4 or 5 Series device, because earlier versions won't work. You can use a single key to secure multiple accounts, or allow everyone who uses a particular computer to have their own key for added personal security.



### What do we think?

If you worry that someone might access your PC – perhaps because you have sensitive documents on your hard drive – a


YubiKey gives you a reliable second layer of security. But if you think you're likely to be targeted online, it's worth enabling two-factor authentication on your web accounts, too. That might mean pairing Gmail with a YubiKey, or requiring eBay to send a one-time code to your phone for verification. Whichever method you choose, it's high time to start using two-factor protection.

## Government abandons 'porn block' plans

### What happened?

After numerous delays, the government has shelved plans to require age-verification checks for viewing adult material online. The rules would have required ISPs to block websites that didn't comply, preventing access to them in the UK. The idea has been in the works since 2015, but the government has struggled to come up with workable plans, not least because ISP-level blocks are easily evaded by using a virtual private network (VPN).

The government hasn't completely given up on strengthening protections for children, however. The latest plan is to introduce a



new regulatory body that will monitor whether websites follow a "duty of care", although what that actually entails remains to be seen.

### How will it affect you?

The government's plans may have stalled, but you can still take steps to protect your children from adult material online. ISPs offer their own

content blockers, and a wide range of parental-control software is available, as well as router-level filters. None of these options is perfect, but if you're concerned about your kids stumbling across

adult material, they will all make that less likely. However, if you're trying to stop a youngster actively seeking out such content, it may be time to have a serious conversation with them instead.

### What do we think?

These plans were always a waste of time. While it's

good to see that the government is taking online child safety seriously, a UK-wide porn block was always going to be difficult to build and impossible to manage. There are inevitable risks that such a system would block the wrong material and innocent websites, not to mention the privacy issues around building lists of people who have opted in to view adult content – imagine what hackers might do with that data.

A safer web is possible, but the government has gone about it the wrong way with these plans. Hopefully, future efforts will be less draconian.



# Windows Defender adds Tamper Protection

## What happened?

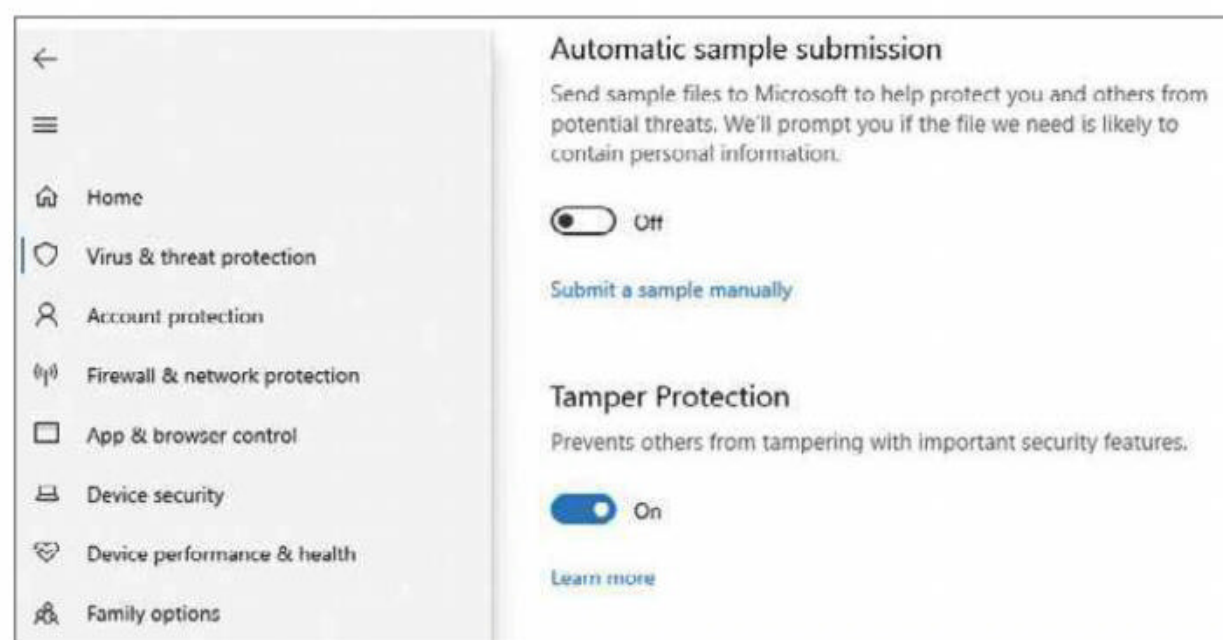
Microsoft has updated Windows Defender with a useful new feature called Tamper Protection. This does just what the name suggests, preventing malware from tampering with the antivirus program and ensuring that only account administrators can change settings or disable features.

Without Tamper Protection, there are lots of ways for third-party applications to weaken the security on your system. This might include disabling certain critical tools, such as automatic scanning for threats, real-time protection and other antivirus components. It also means hackers could change or remove your security settings.

Efforts to patch up this security hole have been going on for almost a year now, with the first version of the feature released for Windows Insiders back in December 2018. Following extensive testing, Microsoft now has a version that is ready for general release – which means that it will be rolled out for home users very soon.

## How will it affect you?

Tamper Protection was initially designed for Windows Enterprise customers, and those using Windows Defender in a workplace get a range of additional features. For instance, attempts to



change security settings will trigger an alert for the account administrators.

However, home users can still benefit greatly from the increased peace of mind that comes from knowing your security software is tamper-proof. If the feature is doing its job correctly then you shouldn't notice much at all, but you can feel safe in the knowledge that Windows Defender itself won't be brought down by hackers.

Tamper Protection is being rolled out in stages, so although you might not get access to the feature immediately, it should be coming soon. If you're impatient, then you can activate it now by following a few simple steps. Start by typing `defender` in the Start bar. Click

the Windows Security option that pops up, and then go into the 'Virus & threat protection' menu. You'll see a heading for 'Virus & threat protection settings', with a button to turn on Tamper Protection. Select this and the new feature will be enabled.

## What do we think?

We're already big fans of Windows Defender. In just a few years it has gone from being one of the most basic and arguably inadequate antivirus options, to a solid and dependable choice for home users. It may not be packed with features, but the frills-free approach appeals to many – so any indication that Microsoft remains committed to



## FIRST LOOK

### Google Nest Mini

[bit.ly/mini487](https://bit.ly/mini487)

After two long years, Google has finally revamped its dinky Google Home Mini, and changed its name to bring it in line with its other smart home products.

Place the new Google Nest Mini alongside its predecessor, and you'd be hard pushed to tell the difference. Visually, in fact, the only real change is the addition of a new sky blue coloured smart speaker. As such, expect the same UFO-shaped disc with a plastic base and fabric-covered top.

At this point, it's entirely possible you're scratching your head wondering how, exactly, this is an upgrade, rather than just a rebrand. After all, there's still no way to



connect the device to Bluetooth. And, frustratingly, there remains no 3.5mm audio jack.

Despite that, Google is adamant that the Google Nest Mini has been remade from the ground up – and all that goodness is tucked beneath that fabric cover. For starters, voice recognition is now a lot more sensitive thanks to a new, third microphone. That should stop those moments where you're shouting 'Hey Google' at the top of your lungs to

no avail. The speaker has also been reworked. It's still the same technology as before, but has been amplified, resulting in stronger bass and output.

The Nest Mini will also respond a lot quicker to your queries and commands, too, with the addition of a machine learning chip that shifts certain processes from the cloud to the speaker. It helps create a more natural flow of 'conversation' between user and device.

Two other minor upgrades are also featured, although they're not system sellers: the new speaker features two new LED lights, to accompany the existing four, while the base now has a screw-hole for wall-mounting.

The new Nest Mini is now available in four different colours for the reasonable price of £49.





## WHAT'S THE RUMOUR

## Is Apple launching a budget iPhone?

Apple iPhones are notoriously pricey, with the latest smartphone clocking in at about £800. However, with hardware sales down, the company has been seeking new ways to raise revenue – upping the iPhone X to over £1,000 didn't work; now, it's rumoured that Apple is going the other way.

According to Apple analyst and famed leaker Ming-Chi Kuo, the iPhone manufacturer is working on the iPhone SE 2 – a smaller and, most importantly, cheaper version of its flagship handset.

The iPhone SE 2 is rumoured to be squeezed into the old iPhone 8 shell, with a 4.7in screen – a touch bigger than the original SE's 4in display. It'll also lack key features such as 3D Touch and, while the phone is expected to include the same system-on-chip as its big brother, it won't be quite as powerful. Experts believe that given the size of



the SE 2, the processor will be slower, and it will have 3GB of RAM.

The leak also suggests two models will be available: a 64GB version and one with 128GB of storage. If you're feeling fancy, you'll also have the choice of red, grey and silver designs.

And the price for all this? A steal at just £400.

## LIKELIHOOD RATING



No-one should be surprised to hear that Apple is considering in a 'budget handset (relative to its usual phones, at least). The company got a lot of flack for significantly increasing the price of the last iteration; a fresh direction may be the cure-all. The rumours point to Apple's desire to upgrade those still using older model

iPhones – and, if true, this cheaper alternative may achieve that. However, there is another reason to offer a cheaper alternative to the iPhone 11 – Apple Arcade. The games subscription service is sure to be a money-spinner for the company, so the more people with access to an iPhone, the more subscriptions Apple can flog.



## What's new on Kickstarter

Our favourite new project on the crowdfunding site

## BatteryPal

[bit.ly/batterypal487](http://bit.ly/batterypal487) | From £24

Charging your phone's battery to 100% and failing to unplug it isn't healthy for your handset. The BatteryPal charging cable is designed to keep your phone optimally charged and stop it overheating when charging overnight. By automating the charging process through its app, the cable maintains your battery within the so-called charging safe zone of 20-80%. With fewer, shorter charges, the device extends battery life over its total lifespan. And, if nothing else, it might keep your electricity bills down. Pledges start at £24 for single cable and app, while the



## WEBOMETER



## WE LIKE...


## ↑ O2 launches its 5G network

O2 has activated its 5G network, the last UK mobile provider to do so. The network will initially be available in Belfast, Cardiff, Edinburgh, Leeds, London and Slough, for the same price as 4G, excluding the monthly handset cost.



## ↑ Yawning face emoji added to iOS

Apple is introducing more than 200 new emoji in iOS 13.2, including a yawning face to indicate boredom or tiredness. Animal additions include an orangutan, sloth and flamingo, while food items include garlic, onion and waffle.



## WE DON'T LIKE...


## ↓ Three suffers nationwide outage

Customers with Three criticised the mobile network's slow response to a UK-wide outage that left them without a signal or access to data for more than 24 hours. Three blamed the problem on "essential work in one of our data centres".



## ↓ Google Pixel 4 has security flaw

Google has confirmed that its new Pixel 4 phone's Face Unlock system can allow access to a person's device even if they have their eyes closed. This security flaw could potentially let someone unlock your phone while you're sleeping.






# Stay Safe Online

News about the latest threats and advice from security experts

## SECURITY ALERT! | What's been bothering us this fortnight

### Android users urged to uninstall adware apps

Security experts have warned Android users to check their phones and tablets for 15 malicious apps, which they should uninstall immediately.



British cybersecurity company Sophos said the apps contain adware that can block your screen with large, intrusive ads and display fake error messages, and that many of the apps are disguised as genuine tools. "Nine of the 15 apps used deceptive application icons and names, most of which appeared to have been chosen because they might plausibly resemble an innocuous system app," said a Sophos spokesperson.

All the apps have now been removed from the Google Play store, but they are still installed on more than 1.3 million devices, and Sophos

has warned that further apps could employ similar tactics.

The full list of malicious apps is as follows: Flash On Calls & Messages, Read QR Code, Imagine Magic, Generate Elves, Savexpense, QR Artifact, Find Your Phone: Whistle, Scavenger - Speed Guard, Auto Cut Out Pro, Background Cut Out, Photo Background, ImageProcessing, Background Cut Out New and Auto Cut Out.

[bit.ly/sophos487](http://bit.ly/sophos487)

### Botnet spreads 30,000 sextortion emails an hour

Hackers have hijacked around 450,000 computers and used them to conduct



phishing scams, in a large-scale 'sextortion' campaign. Victims received emails threatening to release compromising

photos of them unless they paid \$800 (£612) in Bitcoin.

The campaign used the botnet to target more than 27 million people at a rate of 30,000 per hour, using personal information supposedly taken from previous data breaches. It's believed that only a small number of recipients have opened the phishing emails but nevertheless researchers believe the botnet offered a great "return on investment" for hackers.

"A botnet can be used for many, many things," said Charles Henderson from IBM's X-Force Red security team. "This was just one task assigned to it."

A botnet is a network of computers that hackers have compromised, often using malware spread through infected web pages and email attachments. This malicious network can quickly spread attacks across a huge number of machines, and helps the hackers to cover their tracks.

[bit.ly/botnet487](http://bit.ly/botnet487)

Credit: CyberHades / flickr

## Security Helpdesk | Your questions answered by security specialists

**THIS ISSUE'S EXPERT:**  
**Ray Walsh, Digital Privacy Expert at ProPrivacy**  
([proprivacy.com](http://proprivacy.com))



**Q** Is Facebook's \$282,000 fine for privacy breaches in Turkey a sign of things to come?  
([bit.ly/turkey487](http://bit.ly/turkey487))

Steve Melman, Facebook

**A** Turkey's decision to fine Facebook \$282,000 for a privacy breach first

reported in 2018 is certainly a sign that members of the international community are not willing to put up with blunders caused by the social-media giant's blasé approach to data security.

The privacy breach, which affected 50 million Facebook users worldwide, exposed the private data of 280,959 Turkish citizens due to flaws in three different Facebook services - including the popular View As tool.

Turkey's decision to issue Facebook with a fine could open the door for other



**“** People are not willing to put up with blunders caused by Facebook's blasé approach to data security **”**

countries to follow suit and issue fines of their own. In the EU, where the vulnerabilities are thought to have affected millions of users, Facebook is still waiting for the results of an investigation conducted by the Irish Data Protection Commission - which could result in fines of up to \$1.63 billion.

Although privacy advocates welcome Turkey's

decision to issue the firm with a fine, most agree that the paltry figure involved will have very little effect on Facebook and its massive bottom line. It's becoming increasingly obvious that Facebook can afford to pay fines as easily as someone who is cheating at Monopoly can get out of jail, which makes you wonder whether fines alone will ever be enough to make the social-media giant change its ways.

Credit: Frederic Legrand - COMEO / Shutterstock.com



Have **fun** at work  
and increase your **productivity**



Get lost in your creativity but not on your desktop thanks to the 34" ultra-wide **ProLite XUB3493WQSU** offering a 133% larger viewable area compared to Full HD monitors. Be more productive while displaying various applications side-by-side at the same time and enjoy true-to-life colours.

- UWQHD (Ultra Wide QHD)** resolution offers an ultra wide (21:9) viewable area
- PiP and PbP** modes allow simultaneous display of images from two different signal sources
- Flicker Free** and **Blue Light Reducer** for your eyes health and comfort



Find your match at [www.iiyama.com](http://www.iiyama.com)



# ★ Best New Websites

## Site of the Fortnight

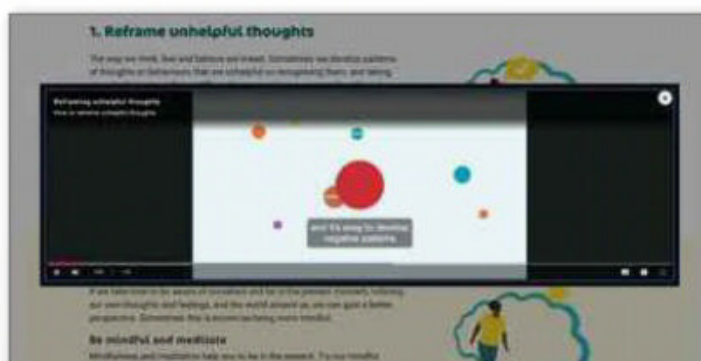
MENTAL HEALTH

NEW

### Every Mind Matters [bit.ly/mind487](https://bit.ly/mind487)

Launched by the Dukes and Duchesses of Cambridge and Sussex, the NHS Every Mind Matters campaign provides expert advice on dealing with stress, anxiety, low mood and sleep problems. At the heart of it all is this website featuring a short health quiz that generates a five-point Mind Plan for you based on your answers. You can follow your plan as it is or swap its suggestions for others that suit you better. The site also provides an abundance of practical tips, including details of signs to watch out for and support for various areas of your life. It's accessible and comprehensive but never threatens to overwhelm.

Our rating



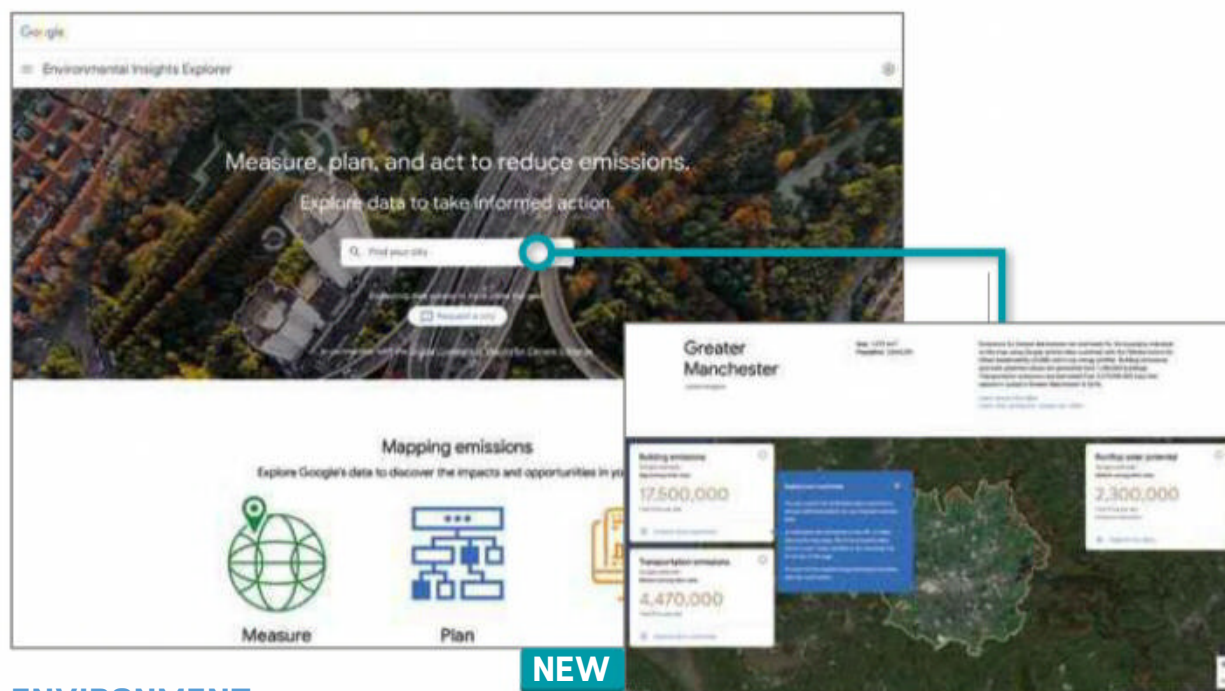
#### WATCH VIDEOS

The site provides advice on various aspects of mental health, with lots of helpful videos



#### GET SUPPORT

There's also information on helping others, as well as numbers for those who need urgent assistance



ENVIRONMENT

NEW

### Environmental Insights Explorer

[insights.sustainability.google](https://insights.sustainability.google)

To help cities measure and reduce their emissions of carbon and other pollutants, Google has made its environmental tools available in the UK and Ireland. The free online resource, which covers Birmingham, Greater Manchester and Dublin (with Coventry and Wolverhampton to follow), offers an instant view of each city's building and transport emissions, its potential for rooftop solar power and a 20-year climate projection (Manchester will get a day's less rain!). It's aimed primarily at city leaders but is a fascinating use of Google's mapping data. Google also explains its sources and methodology, and its plans for gathering hyperlocal street-level air-quality data.

Our rating



NEW

COMMUNITY

### Understanding Welsh Places [bit.ly/welsh487](https://bit.ly/welsh487)

This impressive bilingual resource from the Institute of Welsh Affairs is packed with information on the economy, services and demographic make-up of more than 300 Welsh towns. Browse the map or select a community from the extensive list to view the population size and lots of other data. You can then download the information or compare it with data from other places. With so much information on offer, however, the site could do with a search box. It's also crying out for a better menu system on the data pages, which would make it easier to find the statistics you want.

Our rating





We review this fortnight's best new and relaunched websites and rate them for content, design and features

**Do something now...**

**Get Your Mind Plan**

Take our quiz to get your free plan, designed to help you feel more in control, deal with stress and anxiety, boost your mood and improve your sleep.

**Take the quiz >**

**mental health**

**Get support**

**1. How is your mood?**

Choose an answer that's closest to how you've been feeling over the last 2 weeks

- ☐ Always in a good mood
- ☐ Mostly happy, the odd bad day
- ☐ More good days than bad
- ☐ More bad days than good
- ☐ Feel low most of the time
- ☐ Always feel extremely low

**Choose an option**

**Next >**

**TAKE A QUIZ**

Your answers to the five questions from Public Health England form the basis of your Mind Plan

**Not for you? Swap idea**

**5 Focus on quality time**

Plan to spend quality time with your family or friends each week. If you live with other people, switch off the TV and spend some time together – and if not, make plans to meet up.

**Not for you? Swap idea**

**Email my plan**

**More support for you**

**Money, work or housing**

You told us you're experiencing challenges that are to do with money, work or housing. All of these things can have a real impact on how you



NEW

SPACE

## Starship

[bit.ly/star487](https://bit.ly/star487)

SpaceX's fully reusable Starship spacecraft and Super Heavy rocket comprise the most powerful launch vehicle the world has ever seen. This animated site lets you view drawings of them both, browse statistics and read brief overviews of planned missions. A 3D video gives a flavour of how the spacecraft will launch, and you can see details of the locations SpaceX is using to test and build its components. To complete the experience, the site includes a small gallery of stunning images – there are five at the moment but we hope to see more in the future.

Our rating



NEW

LIFESTYLE

## Modern Ratio

[modernratio.com](https://modernratio.com)

Modern Ratio aims to help men and women become well-rounded adults by getting to grips with various aspects of their lives, from style and appearance to money, home living and life skills. In reality, it simply delivers lots of top tens, list-based articles and how tos, which is hardly groundbreaking, but is engaging at least. Browsing the site could be easier, however. You can enter search keywords, but there are no general filters and the navigation bar is sparse, which means you have to scroll through the headlines to find something of interest. You can also sign up for a newsletter.

Our rating



NEW

HEALTH

## Use the Right Service

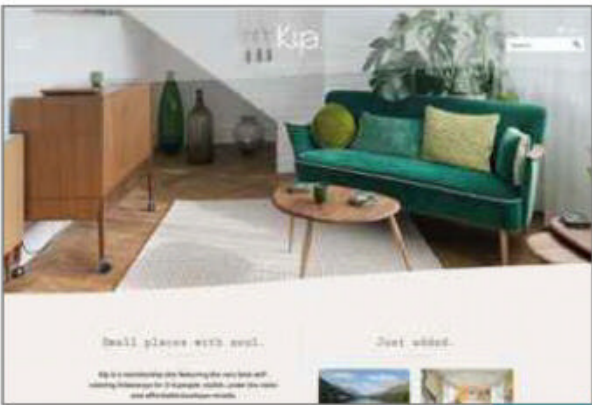
[usetherightservice.com](https://usetherightservice.com)

Our health service may be national, but local trusts can devise their own schemes and practices. Some of these deserve to be adopted more widely, such as this excellent site that aims to ease the pressure on the NHS in Southampton and west Hampshire by listing typical ailments and explaining which services patients should use. Much of the information is relevant to all of us, including a symptom checker and details of what to keep in your medicine cabinet, where to get advice and when a trip to A&E or a 999 call is in order. Hopefully other local trusts will follow its lead.

Our rating







NEW

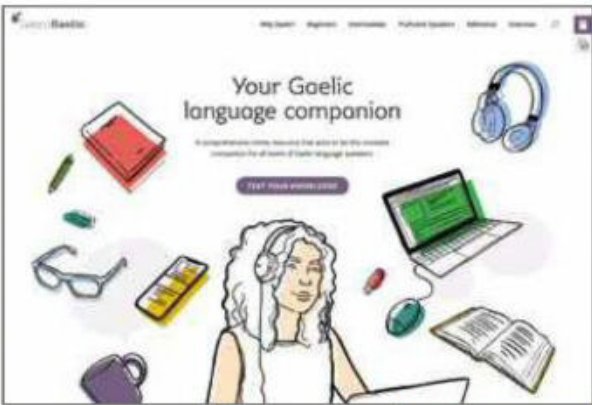
TRAVEL

# Kip

[www.kiphideaways.com](http://www.kiphideaways.com)

Kip's founders, Liz Simpson and Sarah De-Vere-Drummond, have been scouring the UK for stylish yet affordable places to stay. So far, they've identified 30 hidden gems, which they've grouped into categories such as "wildly romantic" and "digital detox", with beautiful photos and descriptions of each. The homepage features recent additions, but if you want to check availability and see a property's full profile, you need to be a Kip member. This costs £10 a year and includes offers, secret gifts and exclusive content. You can currently sign up for a year's free membership, but Kip wants your card details upfront, which may put you off.

Our rating ★★★★★



RELAUNCH

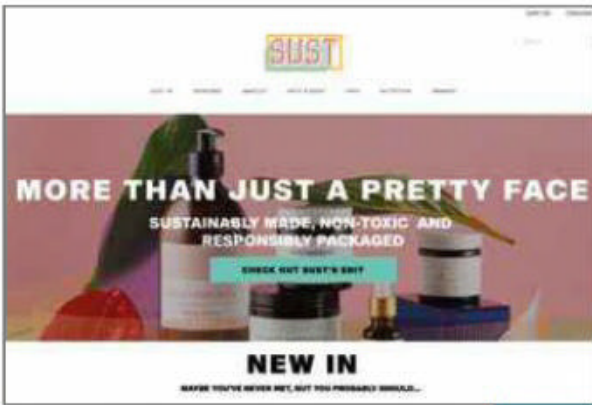
LANGUAGE

# Learn Gaelic

[learngaelic.scot](http://learngaelic.scot)

If you fancy learning Gaelic or brushing up on the Celtic language, you won't find a *níos fearr* (better) resource than this. Catering for Beginner, Intermediate and Proficient speakers, this well-presented site offers a range of flashcard, video and text-based courses, with pronunciation aids to help you speak more naturally. There are links to useful books and websites, as well as a comprehensive online dictionary and thesaurus. In fact, the site goes to great lengths to help visitors get to grips with the language, right down to a myth buster section and a list of classes across Scotland for those who'd rather attend a course in person.

Our rating ★★★★★



NEW

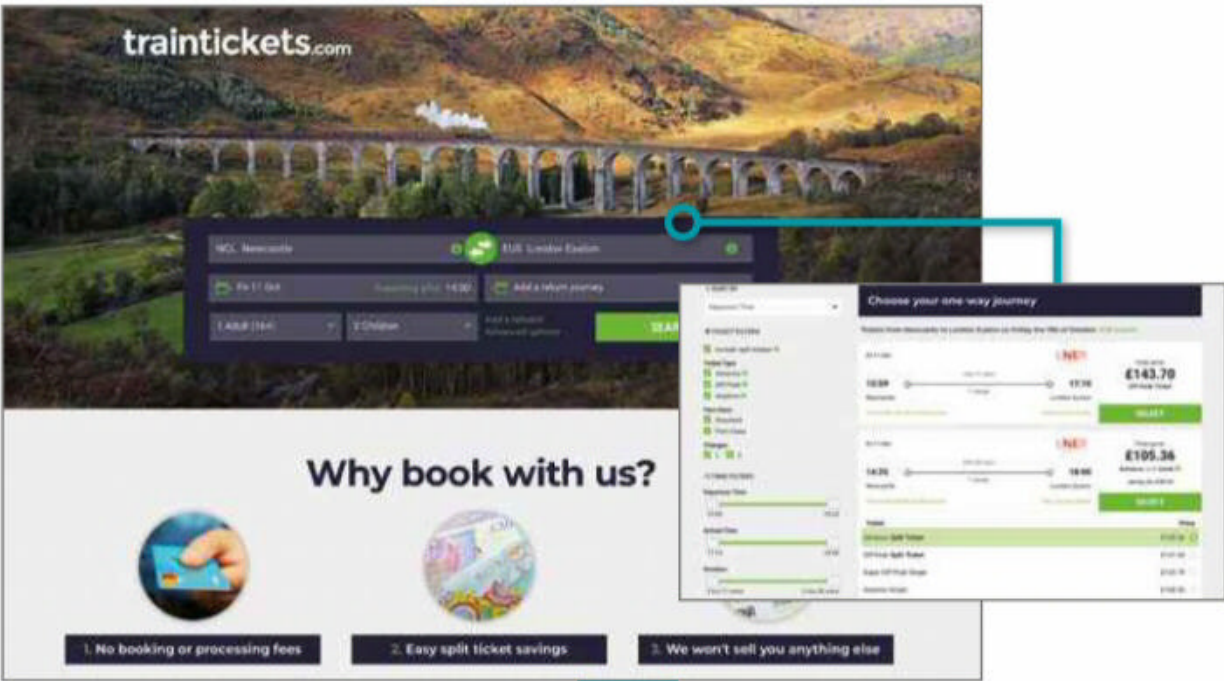
BEAUTY

# Sust Beauty

[sustbeauty.com](http://sustbeauty.com)

To save you the energy of hunting for sustainable beauty products, a former buyer for Harvey Nichols has set up this site. Sust Beauty promises that every product it sells uses environmentally friendly packaging, and insists that brands follow ethical practices. The site offers a range of handpicked items from niche companies, with advice on how to use each item, and details of their ingredients and recycling instructions. Shopping is quick and easy, and the conventional-yet-quirky design fits well, but we're not keen on the gimmick of turning your mouse pointer into the Sust logo when you hover over a product.

Our rating ★★★★★



NEW

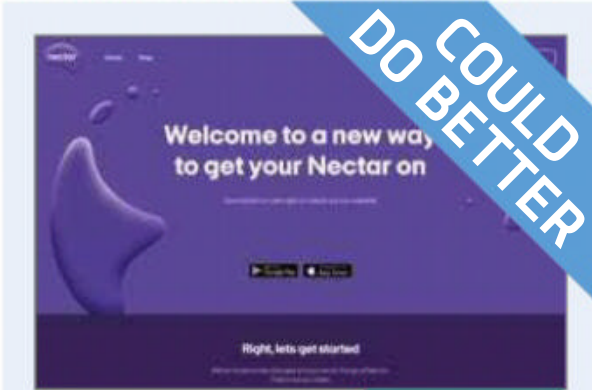
TRANSPORT

# TrainTickets

[www.traintickets.com](http://www.traintickets.com)

Rail passengers have known for a while that you can slash the cost of travel by splitting a journey up and buying separate tickets for each part. TrainTickets lets you specify the stations you're travelling from and to, then automatically includes split tickets in the results. Like rival sites, it takes a 10% cut of any savings you make, although it doesn't charge a separate booking fee. TrainTickets is easy to navigate, with useful filters and clear pricing for specific journeys that help you make quick comparisons. It also itemises each part of the journey, and claims customers save an average of around £20. It's certainly worth a try if you're planning a long train journey.

Our rating ★★★★★



RELAUNCH

SHOPPING

# Nectar

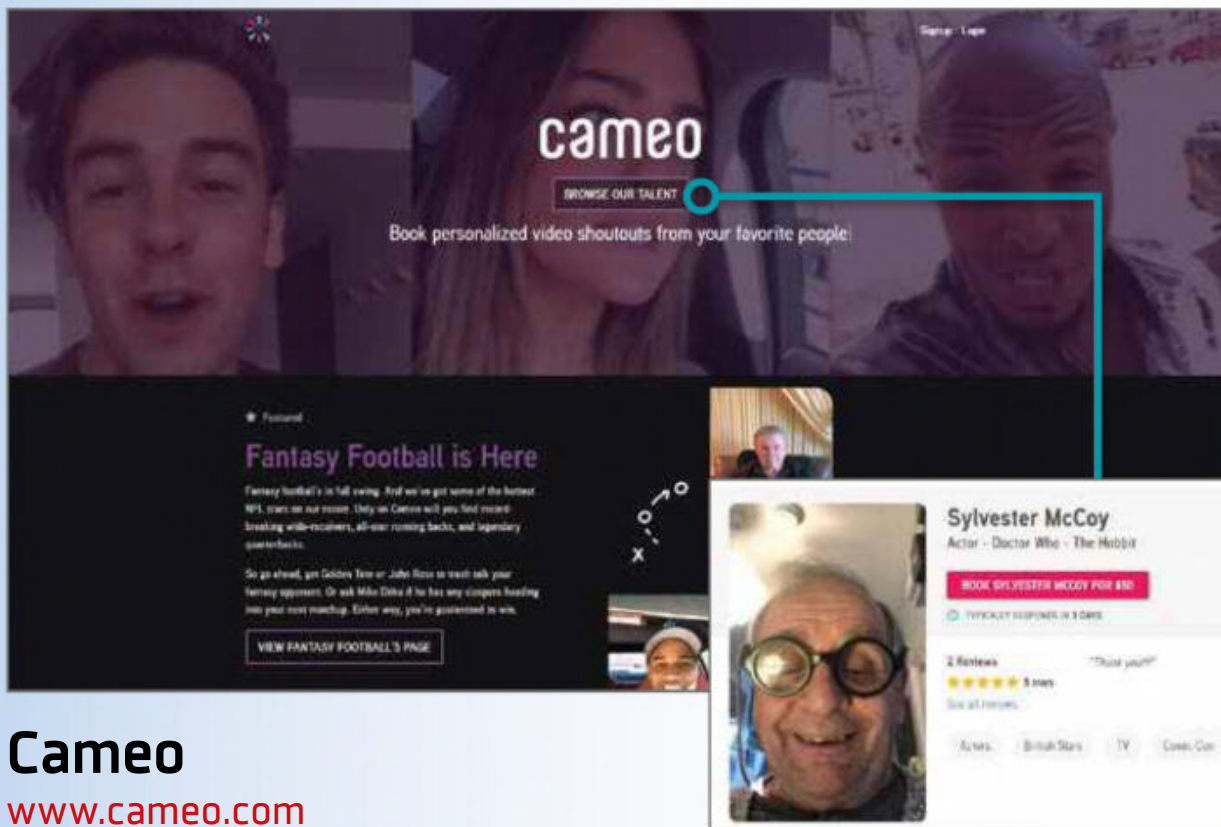
[www.nectar.com](http://www.nectar.com)

As well as a new logo and app, Sainsbury's has made some changes to the Nectar loyalty scheme. It explains these in a short video on its website, but we can't help thinking it would have been better presented as a tidy graphic. Instead, the site is more concerned with promoting its Android and iOS apps, so although it offers a virtual assistant to answer your questions, most of the content is about the app. Clicking to find out more about Nectar requires you to sign up or in. There's no prominent signposting to the handy Nectar Notifier browser extension, either.

Our rating ★★★★★



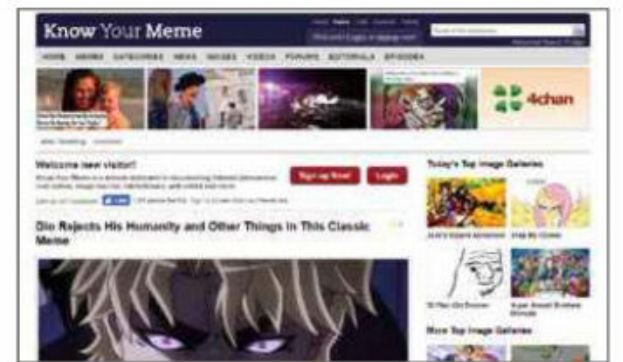
# ESSENTIAL BOOKMARKS THIS ISSUE: Quirky entertainment sites



## Cameo

[www.cameo.com](http://www.cameo.com)

How do minor celebrities make money once the limelight has faded? Well, one option is to sell personalised video 'shoutouts' on Cameo, which removes another barrier between the stars and their fans. Browse the 'talent' on the site, which spans categories such as Actors, Athletes, Musicians, Models and TV stars, click the Book button and specify who the shoutout is for and what you'd like the celebrity to say. They'll record your video message within seven days, and you'll be sent a link to download and share the clip. Most Cameo celebrities are American and fairly obscure, but there are a few big names with fees to match: rapper Ice T charges \$350 per video, while Sylvester McCoy, the Seventh Doctor, is a bargain at \$50.



## Know Your Meme

[knowyourmeme.com](http://knowyourmeme.com)

Trends on the internet move so fast that by the time you've caught up with the latest viral video, amusing GIF or topical joke, everybody else might be heartily sick of it. Know Your Meme helps you keep track of what's being shared across the web by documenting "internet phenomena" almost as they happen. Not only does it explain the origin of more than 23,000 memes (content that spreads) dating back to 2008, but charts their popularity over time, provides examples of how they've been used and links to variations on the meme's theme. The site also features a bustling forum, meme news and interviews with people who have 'gone viral'.



## ClickHole

[clickhole.com](http://clickhole.com)


This spinoff from The Onion is a clever and often amusing pastiche of the pointless lists, vacuous quizzes and 'clickbait' headlines that dominate viral sites such as BuzzFeed. Example articles include '5 Wars That Would Have Been Much Funnier If Nobody Had Died' and 'Dangers Of Dieting Culture: This Man Looked Better Fat', while the Video section has spoofs of YouTube trivia videos, such as 'This Will Change The Way You Watch *Mary Poppins*'. ClickHole isn't updated as frequently as it used to be, but the content remains as sharp as ever, including a section satirising 'fake news' called PatriotHole - "the internet's last stand against the tyranny of the Leftist Media".



## The Daily Mash

[www.thedailymash.co.uk](http://www.thedailymash.co.uk)

There are lots of British satirical-news sites competing for your social-media shares, including NewsThump ([newsthump.com](http://newsthump.com)), NewsBiscuit ([newsbiscuit.com](http://newsbiscuit.com)) and The Poke ([thepoke.co.uk](http://thepoke.co.uk)), but The Daily Mash edges it as our favourite. Updated several times a day, its stories combine wry observations on modern life ('Woman unable to walk down street without holding coffee') with a harder political tone ('How David Cameron sleeps at night') and downright silly stuff ('Stupid eyebrows may be contagious, Britain warned'). Although its views may not always reflect yours, the site stays on the right side of offensive and, most importantly, it's very funny.



## Quick, Draw!

[quickdraw.withgoogle.com](http://quickdraw.withgoogle.com)

Can a neural network guess what you're drawing? Find out by playing this AI-powered game from Google, which gives you 20 seconds to doodle an object using your mouse, then tries to identify what you've come up with. There are six rounds in a game, and the challenges include drawing a chair, clock and pizza, with the site guessing as you scribble. Doodles are added to Google's dataset of more than 50 million, to improve the accuracy of the AI. You can also see what other people doodled for the objects that you didn't draw successfully. Quick, Draw is very addictive, even if it does seem obsessed with hockey pucks!



# Build a Better Site

Specialist tips, top tools and practical help

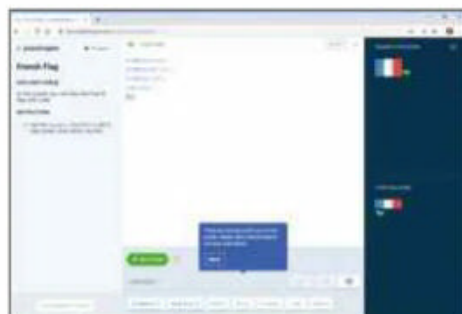
## Top Tips of the Fortnight

### Make sure your videos show up in Google searches

Videos are a great way to attract people to your website. Google now detects sites containing videos and shows them off in special boxes in its search results, so if your site includes embedded video, it's essential that you let Google know. You can use structured data to mark up the videos so that Google spots them easily when it crawls your site. There's also a new video tool in the Search Console ([bit.ly/seacon487](https://bit.ly/seacon487)), which you can use to check that the search engine is recognising your videos and indexing them properly. For more information, go to [bit.ly/video487](https://bit.ly/video487).

### Learn to code on your PC

Grasshopper, Google's smartphone app for learning how to code, is now available as a web app at [learn.grasshopper.app](https://learn.grasshopper.app), so



you can follow the course on your PC. This is better than using your phone, because you can type your answers on a real keyboard and learn to code on the device you're likely to use in the future. Designed for complete beginners, it goes through the coding fundamentals and offers an introduction to web development.

### Deal of the Fortnight

Guru ([www.guru.co.uk](https://www.guru.co.uk)) is offering the first month of hosting on all its packages for £1.20. After the first month, shared hosting costs £4.99 a month.

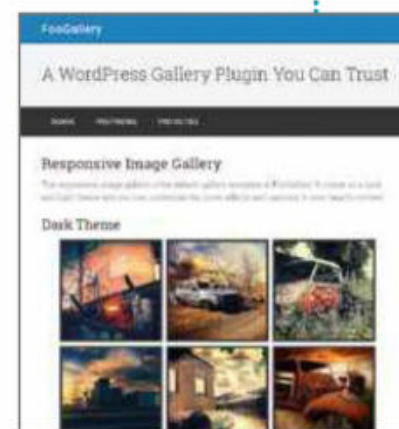
## Web-building Helpdesk

**Q** I use my website to show off my photographs but I want to upgrade from the basic WordPress gallery options. Is there a good plugin I can try?

Kim Franson, via email

**A** One of our favourite WordPress gallery plugins is FooGallery ([bit.ly/foogal487](https://bit.ly/foogal487)). It comes with a

range of free templates that you can use to present your photos in a variety of attractive layouts. Setting it up and adding your photos is simple, and you're then free to rearrange them as you please. A Pro version is available for \$59 (around £46), but the free version should be fine for most amateur users.

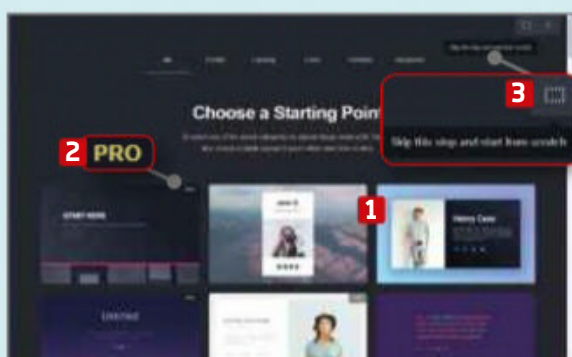


Andy Shaw, Technical & Reviews Editor, Web User

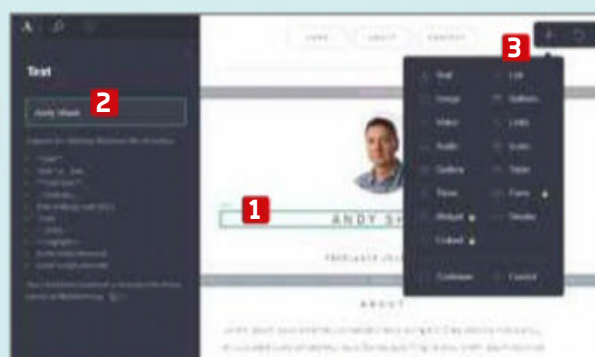


**MINI WORKSHOP** | Build a one-page website for free  
Carrd: [carrd.co](https://carrd.co) |  10 mins | Any browser

Websites don't have to be large and complicated. If all you want is a simple page to get a short message out, Carrd can help you create a classy and sophisticated site for the job



**1** Go to [carrd.co](https://carrd.co) and click the 'Choose a Starting Point' button. Select the type of page you want to create from the available templates, **1** avoiding any that are labelled Pro. **2** Alternatively, click the 'Skip this step...' option **3** if you want to design something from scratch.



**2** Click an element you'd like to change **1** and edit it in the sidebar. **2** To add something new, click the plus button and choose an element from the list. **3** It will appear under any other elements that are currently selected, but you can move it by dragging and dropping it into the new position.



**3** The main menu **1** takes you to a new section of the page, which you can set up by inserting a Section Break (choose the Control option on the plus button). Click the phone icon to switch to Mobile View **2** and the disk icon **3** to publish your site. The menu button **4** offers a few more options to explore.





**ZERO FATIGUE.  
ZERO LAG.  
ZERO DISTRACTION.**

Wireless gaming headset for Xbox One.  
Victory never felt so good.



**LAG-FREE WIRELESS**  
WITH UP TO 12-HOUR GAME PLAY

**ULTRA - LIGHTWEIGHT**

**GAME/CHAT BALANCE DIAL**

**ADJUSTABLE MIC MONITORING**

**XBOX ONE®**

**COMPATIBLE**



**AVAILABLE AT**







# What To Watch Online

## Pick of the fortnight

**BBC** **iPlayer**



### Watch Philip Pullman's *His Dark Materials* on iPlayer

From 3 November

Four years after the BBC and HBO confirmed they were bringing Philip Pullman's beloved 1995-2000 fantasy trilogy to the screen, *His Dark Materials* finally lands on the iPlayer. The first third of it, anyway.

The new eight-part series unfolds weekly, and covers *Northern Lights*, the first of the three books. Next year's Series 2 adapts *The Subtle Knife*, while Series 3 will cover *The Amber Spyglass*.

The cast is led by 14-year-old Dafne Keen as gutsy heroine Lyra, and her charismatic co-stars include Ruth Wilson, Andrew Scott, James McAvoy, Clarke Peters and Lin-Manuel Miranda, award-garlanded creator of musical *Hamilton*. Helen McCrory is the voice of daemon Stelmara, one of the show's many CGI masterpieces.

*His Dark Materials* has more trailers than most shows have episodes. Watch four (and counting) on the Beeb's Trailers page at [bit.ly/materials487](http://bit.ly/materials487). There's also a lovely behind-the-scenes video with Lin-Manuel Miranda at [bit.ly/scenes487](http://bit.ly/scenes487). Follow [@darkmaterials](https://twitter.com/darkmaterials) on Twitter for new videos and cast chats.



### Journey south for Season 2 of *Tom Clancy's Jack Ryan*

From 1 November

John Krasinski returns as Tom Clancy's titular CIA analyst, who survived Season 1's Middle East exploits and now heads to South America to unravel a new conspiracy. He's joined for the second season by Michael Kelly (Doug Stamper in Netflix's *House of Cards*), as a CIA old



hand with the positively Bond-like name Mike November. *Jack Ryan* Season 2 joins Season 1 on Amazon Prime at [bit.ly/jackryan487](http://bit.ly/jackryan487), where you can watch the latest trailer for free.



### Watch Disney's YouTube cartoon *Star Wars Resistance*

From 9 November

Disney's Emmy-nominated animated show *Star Wars Resistance* returns to YouTube for a second season with

rookie pilot hero Kaz, this time covering the events of *The Last Jedi*. You can watch the whole lot for free, albeit with a week-long wait between five-minute episodes, at [bit.ly/starwars487](http://bit.ly/starwars487). There are 13



## Watch Apple TV+ shows on Roku and iOS

Apple's TV+ streaming service is about to burst onto the screens of Roku and iOS users, with an impressive line-up of shows to watch from day one.

Launching with the subscription service on 1 November are dark comedy *The Morning Show* starring Jennifer Aniston, Steve Carell and Reese

Witherspoon (watch the trailer at [bit.ly/morning487](http://bit.ly/morning487)); dystopian sci-fi *See*, with Jason Momoa ([bit.ly/see487](http://bit.ly/see487)); and NASA drama *For All Mankind* ([bit.ly/mankind487](http://bit.ly/mankind487)). Each show's first three episodes will be available immediately, with further episodes landing weekly.

Apple has just confirmed that the service, which costs £4.99 per month to access on one device, will be

available on Roku streaming sticks and TVs at launch via the Apple TV app ([bit.ly/rokuapp487](http://bit.ly/rokuapp487)). Support for further devices is set to follow. The app is preinstalled on iOS and Apple TV, and Apple is luring users in with a free one-year TV+ subscription with new iPads and iPhones ([bit.ly/appletv487](http://bit.ly/appletv487)).





## We reveal what's new on Netflix, BBC iPlayer, Amazon Prime Video and other streaming services

Season 1 episodes to enjoy there, too. The new season's trailer is at [bit.ly/startrail487](https://bit.ly/startrail487), while the official *Star Wars* website provides *Resistance* episode and character video guides at [bit.ly/resistance487](https://bit.ly/resistance487), all free to watch.

### **Rampage once more with Sky's *Britannia***

**From 7 November**

Sky's outrageous Romans return for a second season of debauchery and Britain-invading, with David Morrissey, Mackenzie Crook and Zoë Wanamaker heading an excellent cast. Imagine *Game of Thrones* meets *Horrible Histories* with added horror and menace, delivered in a witty script by leading Brit playwright Jez Butterworth.

Watch Sky's extended Season 2 trailer at [bit.ly/brittrail487](https://bit.ly/brittrail487), and catch up with Season 1 on Now TV at [bit.ly/britannia487](https://bit.ly/britannia487), where 10 new episodes debut on 7 November.



### **Return to *The End of the F\*\*\*ing World* on All 4**

**From 4 November**

TV's top Brit teen psychopaths James and Alyssa (Alex Lawther and Jessica Barden) are back with eight new episodes, all available on demand via

## Beeb reveals massive iPlayer update

The BBC has announced a "complete reinvention" of the iPlayer – in the same week that the Beeb and ITV's joint venture BritBox threw open its doors to trial users. We can only imagine what ITV makes of the timing.

The revamp, which was announced in a speech by BBC Director General Tony Hall, will give the iPlayer an updated "look and feel", and extend the current 30-day limit for on-demand programmes to one year, following Ofcom's approval.

The all-new iPlayer is set to roll out in 2020, and may even dispense with the Beeb's traditional numbered channels. Instead, the platform will stream TV schedules and live events alongside on-demand box sets.

The move risks angering ITV, a majority stakeholder in the upcoming BritBox service, which is now accepting sign-ups at [britbox.co.uk](https://britbox.co.uk).



All 4 at [bit.ly/endfworld487](https://bit.ly/endfworld487) from 4 November. Season 1 of the show, adapted from Charles Forsman's graphic novels, is all

there too. New episodes will also air on Channel 4 throughout the week, before arriving on Netflix in about three months ([bit.ly/endflix487](https://bit.ly/endflix487)). Channel 4 recaps the story so far at [bit.ly/endrecap487](https://bit.ly/endrecap487).

### **Watch Netflix drama *Atypical***

**From 1 November**

Roseanne's Sara Gilbert joins Season 3 of Netflix drama



*Atypical*, which stars Keir Gilchrist as autistic young man Sam and Jennifer Jason Leigh as his mum Elsa. It's a warm, likeable drama with great performances and pleasingly regular references to penguins. There's no Season 3 trailer yet, but you can watch a catch-up chat with cast and crew on YouTube at [bit.ly/atyp487](https://bit.ly/atyp487). Season 3 joins its predecessors on Netflix at [bit.ly/atypical487](https://bit.ly/atypical487).

**In case you missed it...**

All eight episodes of US coming-of-age tale *Looking for Alaska* are now available

on iPlayer, as is the full second season of Emmy-winning New York drama *Pose*, at [bit.ly/pose487](https://bit.ly/pose487). Twisty-turny whodunnit *Dublin Murders* is unfolding weekly at [bit.ly/dublin487](https://bit.ly/dublin487).

Now TV has just added the final season of HBO's much-loved geek sitcom *Silicon Valley*. All six seasons remain available

until February at [bit.ly/silicon487](https://bit.ly/silicon487).

Syfy's creep-out horror *Channel Zero* was dropped by Channel 5's 5Star streaming service after just two seasons, but it's now on Season 4 on Amazon's StarzPlay channel, which costs £4.99 per month plus a Prime subscription ([bit.ly/starzplay487](https://bit.ly/starzplay487)).





# Group Test

We test and compare the latest products

## Laptops under £800

Laptops are the versatile stars of the computing world, offering the power you need in a package you can carry about and store easily. We've tested eight great laptops that cost less than £800

**E**veryone loves a laptop. These handy compact devices are great if you need to carry your computer around with you and work away from your desk, but they're just as useful in the home. If you have a laptop at home, you can fold it shut and put it away when you're not using it, and do your computing in any room of the house (although we don't recommend taking it into the bathroom).

We've picked eight laptops from a range of manufacturers and run them through our usual suite of tests to find out which models are best for you.

### HOW WE TESTED

We test each laptop's performance by running our standard Windows and gaming benchmarks on it. These produce a score we can then use to compare them against each other and any PC we've tested in the past.

We also test the quality of the screen using a colorimeter, and measure battery life using a rundown test, which times how long the device's battery takes to expire from a full charge when playing a standard video.

**HP Pavilion x360 | £679 | Buy from HP: [bit.ly/hp487](https://bit.ly/hp487)**

FEATURES ★★★★★ PERFORMANCE ★★★★★☆ EASE OF USE ★★★★★ VALUE FOR MONEY ★★★★★

This two-in-one laptop looks as if it should cost more than it does. Although it's encased in grey and silver plastic rather than expensive metal, the tasteful choice of colours and textures lend it an uncanny resemblance to an Apple MacBook.

It also looks slimmer than its measurements suggest, thanks to the clever use of curves and angles around the casing. When you open it, the two-tone hinge cleverly de-emphasises the chunky bezel below the screen. In fact, when you fold the lid around to switch to tablet mode, you'll be glad the bezel isn't any smaller, because it doubles as a grip area, so you can hold the device like a clipboard without accidentally triggering the touchscreen. For those who mainly need a traditional laptop, the Pavilion x360 works well in that orientation, too.

The display has an excellent contrast ratio of 1,279:1 and is a decent size, measuring 14in across the diagonal. With a Full HD resolution, it presents a pleasingly crisp pixel density of 162 pixels per inch (ppi). It could be brighter, though, at only 196cd/m<sup>2</sup> (candles per square metre). Its colour accuracy isn't great either, producing just 61% of the colours in the sRGB colour standard.

All the laptops we reviewed here have good keyboards, but the HP's was our favourite. It's spacious and solid, and almost all its keys are



full size. The touchpad isn't very tall but it's wide enough and perfectly responsive.

Connectivity is similarly well provided for. With its full-size HDMI connector, SD card slot and twin USB 3 sockets, you can hook up any peripherals you like, while the inclusion of a USB Type-C port provides a degree of future-proofing.

Inside, the Intel Core i5-82650U processor will romp through any everyday application you throw at it. The built-in Intel Graphics 620 GPU won't dazzle dedicated gamers but it averaged a reasonably smooth 45 frames per second (fps) in the GFXBench Manhattan gaming benchmark.

### VERDICT

★★★★★

This is a practical, good-looking and well-equipped laptop that also transforms into a tablet for the ultimate in versatility. If you need a screen with perfect colour accuracy or a long battery life, there are better options, but otherwise this is a highly capable laptop at a bargain price. It also performed well in our Windows benchmarks, which makes it ideal for browsing and general Windows work.



## PC Specialist Cosmos VIII | **£799** | Buy from PC Specialist: [bit.ly/pcspect487](http://bit.ly/pcspect487)

FEATURES ★★★★★ PERFORMANCE ★★★★★  
EASE OF USE ★★★★★★ VALUE FOR MONEY ★★★★★★

Some laptops look stunning, while others are functional slabs of hardware. The chunky Cosmos VIII falls into the latter camp, but its bulk has benefits because it allows room for a full-power quad-core processor and enough cooling to push it to its limit. As a result, the Cosmos VIII topped our processor-intensive Windows benchmarks with an overall score of 132.

It also squeezes in an Nvidia GeForce GTX 1050 graphics card with 3GB of memory, which ran the GFXBench Manhattan test at a staggering 276fps. What's more, this laptop has the fastest Wi-Fi (802.11ax with a compatible router), as well as a speedy SSD and hard drive combo.

As you'd expect, the Cosmos is heavy at 2kg. The screen is disappointing, too, producing just 55% of the sRGB colour standard, a brightness of 289cd/m<sup>2</sup> and a 986:1 contrast ratio.



### VERDICT



If you prize raw performance over portability, the Cosmos VIII is a brilliant choice. It's faster than any other model in this test by a significant margin. The screen isn't great, but if you mainly use it at home, you can plug in a better monitor.

## Asus VivoBook S14 S43FA | **£799** | Buy from Asus: [bit.ly/asus487](http://bit.ly/asus487)

FEATURES ★★★★★★ PERFORMANCE ★★★★★★  
EASE OF USE ★★★★★★ VALUE FOR MONEY ★★★★★★

The VivoBook we reviewed was moss green with an orange stripe, but it also comes in a subtle silver or loud pink. It has a novel ScreenPad that works both as a touchpad and a peripheral

screen for shortcuts in compatible apps. Sadly, those apps are few and far between, making the screen a bit of a gimmick.

It's one of the fastest laptops in this test, though, with an overall Windows benchmark score of 91, thanks to its Intel Core i5 processor, 8GB of memory and a fast Western Digital SSD. It also has a superb battery that lasted nine hours and 32 minutes in our test, beating all the other contenders.

The 14in screen is disappointing, with a drab maximum brightness of 230cd/m<sup>2</sup>, but its contrast ratio of 1,080:1 is reasonable and its sRGB colour coverage of 60% is a little better than that of our Silver Award winner.



### VERDICT



The display could be better and the ScreenPad is a bit of a gimmick, but you can't argue with the VivoBook's style or performance. It's a good option for a standard laptop, particularly if you want something to carry around.

## Chillblast Fusion Helios 4 | **£749** | Buy from Chillblast: [bit.ly/chill487](http://bit.ly/chill487)

FEATURES ★★★★★★ PERFORMANCE ★★★★★★  
EASE OF USE ★★★★★★ VALUE FOR MONEY ★★★★★★

Our award-winning laptops all have rather disappointing screens, so if that's a deal-breaker for you, look no further than this Chillblast laptop. Its 14in display isn't a touch screen but it outperforms its rivals with a maximum brightness of 331cd/m<sup>2</sup> and an excellent contrast ratio of 1,334:1. It displays 90.6% of the sRGB colour standard, too, which is a vast improvement over the others.

Performance-wise, it's faster than the HP Pavilion but falls behind the other award winners, with a Windows benchmark score of 81. This is partly because its Intel Core i5-8265U processor throttles itself when it gets hot, so it's good for short bursts of speed but then slows down. The 16GB of memory and fast SSD storage give it a boost, however.

The big let-down is the battery life, which lasted only four hours and 37 minutes in our run-down test.



### VERDICT



While it isn't the most elegant laptop we've reviewed here, the Fusion Helios 4 is a capable model with a great screen. Its performance isn't bad, either, although the battery life is too short to rely on if you need to take it anywhere.

### BEST OF THE REST

We tested four more laptops that didn't perform as well as those we've highlighted. The **Acer Swift 3 SF315-52** (£549.97 | [bit.ly/acer487](http://bit.ly/acer487) | ★★★★★★) has fallen in price lately, which makes it better value than it was. It has the same processor as the HP Pavilion but doesn't perform as quickly in general use because it has a slower SSD drive. The screen is a little disappointing, too, recreating only 59% of the colours in the sRGB standard.

If you're looking for superior performance and a larger screen, the **Asus VivoBook X512UA** (£549.99 | [bit.ly/vivo487](http://bit.ly/vivo487) | ★★★★★★) may fit the bill, thanks to its 15.6in screen and overall Windows benchmark score of 89. However, we were disappointed by the screen's quality - its low contrast ratio of just 250:1 leaves everything looking washed out.

The Microsoft Surface Pro exceeds our price range if you add a keyboard, but you could opt for the cheaper **Microsoft Surface Go** (£574 including keyboard cover, [bit.ly/surface487](http://bit.ly/surface487) | ★★★★★★). With an overall Windows benchmark score of just 17, however, it offers far less power than its rivals and is probably better thought of as a tablet with a keyboard than a fully fledged laptop.

You may be tempted by the generous storage capacity of the **PC Specialist Lafite** (£759 | [bit.ly/lafite487](http://bit.ly/lafite487) | ★★★★★★), which comes with a 256GB SSD and 1TB hard drive. While its overall performance (79 in our Windows benchmark test) was good, however, its battery life was the shortest of all the laptops we tested, shutting down after just three hours and six minutes in our test.



## Group Test Laptops under £800



	HP Pavilion x360	PC Specialist Cosmos VIII	Asus VivoBook S14 S43FA	Chillblast Fusion Helios 4
WEBSITE	<a href="http://hp.com/uk">hp.com/uk</a>	<a href="http://www.pcspecialist.co.uk">www.pcspecialist.co.uk</a>	<a href="http://www.asus.com/uk">www.asus.com/uk</a>	<a href="http://www.chillblast.com">www.chillblast.com</a>
PRICE	£679	£799	£799	£749
BUY FROM	HP: <a href="http://bit.ly/hp487">bit.ly/hp487</a>	PC Specialist: <a href="http://bit.ly/pcspec487">bit.ly/pcspec487</a>	Asus: <a href="http://bit.ly/asus487">bit.ly/asus487</a>	Chillblast: <a href="http://bit.ly/chill487">bit.ly/chill487</a>
PROCESSOR	Intel Core i5-8265U	Intel Core i5-9300H	Intel Core i5-8265U	Intel Core i5-8265U
MEMORY	8GB	16GB	8GB	16GB
SCREEN SIZE	14in gloss	15.6in matte	14in matte	14in matte
SCREEN RESOLUTION	1,920 x 1,080 pixels	1,920 x 1,080 pixels	1,920 x 1,080 pixels	1,920 x 1,080 pixels
STORAGE	256GB SSD	256GB SSD & 1TB hard drive	256GB SSD	512GB SSD
USB PORTS	2 x USB 3, 1 x USB Type-C	2 x USB 3, 1 x USB 2, 1 x USB Type-C	2 x USB 3, 2 x USB 2, 1 x USB Type-C	2 x USB 3, 1 x USB Type-C
NETWORKING	802.11ac Wi-Fi	802.11ax Wi-Fi, Gigabit Ethernet	802.11ac Wi-Fi	802.11ac Wi-Fi
MEMORY CARD READER	SD	SD	microSD	SD
OPERATING SYSTEM	Windows 10 Home	Windows 10 Home	Windows 10 Home	Windows 10 Home
SIZE	326 x 224 x 20mm	362 x 257 x 32mm	322 x 212 x 18mm	330 x 226 x 19mm
WEIGHT	1.61kg	2.04kg	1.43kg	1.39kg
WARRANTY	One year return-to-base	Three years return-to-base	One year return-to-base	Five years return-to-base

### OUR VERDICT

The best thing about our Gold Award winner, the HP Pavilion x360, is the versatile hinge between the keyboard and the touchscreen, because it allows you to turn the device into a tablet, stand it up or use it as a standard laptop. It's affordable and holds its own against the competition for performance.

Anyone who needs a little more power should consider the Silver Award-winning PC Specialist Cosmos VIII. You wouldn't want to lug it around all day because it's big and heavy, but it's ideal for use at home, thanks to a big screen and performance that lifted it to the top of our performance tables.

For a more balanced laptop that's better for carrying around and using while you're out, try the Asus VivoBook S14 S43FA, which won our Bronze award. This attractive, eye-catching laptop was second only to the PC Specialist Cosmos in terms of raw performance, but it's a better option if you want to use it outside the home.





EARLY BIRD OFFER! ENDS 31ST OCTOBER

EXTRA SAVINGS FOR  
**1 MONTH ONLY**  
ON CHRISTMAS SUBSCRIPTIONS

**Order in October and save an extra 10% on Christmas gift subscriptions.**

This means you can pick up an annual subscription to **Computeractive** for just £37.79 (that's a £19 discount on the shop price) or **PC Pro** for just £46.79 (saving a huge £25)! Hurry, our early bird discounts end 31st October, when prices will increase to our standard Christmas offers.



SEE ALL OFFERS AT [magazinedeals.co.uk/tech](http://magazinedeals.co.uk/tech)  
OR CALL **0330 333 9493** quoting code: **PXME19**

Calls to 03 numbers will be charged at your standard local rate. Christmas gift subscriptions will start in the new year.

Find out more at: [www.magazinedeals.co.uk/xmasfaq](http://www.magazinedeals.co.uk/xmasfaq)





# Web User's Best Buys

Web User and its sister titles test over 2,500 products every year

## HARDWARE, SOFTWARE & SERVICES

### LAPTOP

#### HP Pavilion x360

£679 from [bit.ly/hp487](https://bit.ly/hp487)  
**Tested:** Issue 487



Slim, attractive and powerful, and with a great keyboard, the HP Pavilion x360 gets more or less everything right, at a price that undercuts most of its rivals. The ability to flip the laptop's screen into tablet mode is a bonus.

#### KEY SPECS

Intel Core i5-8250U processor ■ 256GB SSD ■ 8GB memory ■ 14in screen ■ 1,920 x 1,080 pixels resolution ■ 2 x USB 3, 1 x USB-C ports ■ 802.11ac Wi-Fi ■ Windows 10 Home ■ 326 x 224 x 20mm ■ 1.61kg ■ One-year return-to-base warranty

### CHROMEBOOK

#### Lenovo Chromebook 500e

£349.98 from [bit.ly/leno483](https://bit.ly/leno483)  
**Tested:** Issue 483



This versatile and rugged convertible Chromebook has been designed for the classroom but would be just as useful at home and on the move. It's tough enough to survive a few knocks and you can use a stylus on its touchscreen.

#### KEY SPECS

Intel Celeron N3450 processor ■ 32GB storage ■ 4GB memory ■ 11.6in touchscreen ■ 1,366 x 768 pixels resolution ■ Intel UHD Graphics 500 card ■ 2 x USB-C, 2 x USB 3 ports ■ 290 x 204 x 20.4mm ■ 1.31kg ■ One-year collect-and-return

### SECURITY CAMERA

#### Google Nest Cam IQ Outdoor

£279 from [bit.ly/nest481](https://bit.ly/nest481)  
**Tested:** Issue 481



This is the best-quality external security camera we've tested, capable of capturing clear, sharp video footage. It takes a bit of setting up and is expensive, but it's worth paying for if you're serious about your home security.

#### KEY SPECS

Outdoor camera ■ 1080p video resolution ■ 130-degree lens ■ Motion and audio detection ■ Night vision ■ 802.11ac Wi-Fi ■ 128 x 93 x 93mm ■ Three hours of free cloud storage ■ One-year return-to-base warranty

### INKJET PRINTER

#### Canon Pixma TS6250

£114.36 from [bit.ly/cango479](https://bit.ly/cango479)  
**Tested:** Issue 479



This multifunction printer looks smart and is easy to use, whether you're printing from a PC, mobile device or its own touchscreen. With great results and acceptable running costs, it's easy to recommend.

#### KEY SPECS

4,800 x 1,200dpi print resolution ■ 2,400 x 1,200dpi scan resolution ■ 200-sheet A4 paper capacity ■ Double-sided printing ■ 7.5in colour touchscreen ■ 802.11n Wi-Fi ■ 372 x 315 x 139mm ■ 6.2kg ■ One-year return-to-base warranty

### MINI PC

#### ASRock DeskMini 310

£668.70 from [bit.ly/asro477](https://bit.ly/asro477)  
**Tested:** Issue 477



The performance of this diminutive PC comes remarkably close to a full-size system, once you've paid for and installed its components. It's compact, quiet and runs Windows well.

#### KEY SPECS

Intel Core i5-8400 processor ■ 250GB SSD ■ 16GB memory ■ Intel UHD Graphics 630 card ■ 1 x USB Type-C, 2 x USB 3.1, 1 x USB 2 ports ■ 802.11ac Wi-Fi, Gigabit Ethernet ■ 158 x 155 x 80mm ■ 1.87kg ■ One-year return-to-base warranty

### GRAPHICS CARD

#### Asus ROG Strix RX 570 OC

£189.99 from [bit.ly/asusbox475](https://bit.ly/asusbox475)  
**Tested:** Issue 475



Asus's twin-fan graphics card gets the balance perfectly right. It comfortably plays games that are designed to push a graphics-processing unit to the limit, and for the price it kicks cards with similar specifications right out of the game.

#### KEY SPECS

AMD Radeon RX 570 graphics processor ■ 2,048 GPU cores ■ 1,300MHz clock speed ■ 4GB memory ■ 1 x DisplayPort, 2 x DVI, 1 x HDMI outputs ■ 200W power ■ 240mm ■ Two-year repair-and-replace warranty



# Gold Award winners

The best from our software tests

## CALCULATOR

### Old Calculator for Windows 10

Free from [bit.ly/oldcalc486](http://bit.ly/oldcalc486)

**Tested:** Issue 486

Old Calculator appears instantly when you call it, sits unassumingly in a corner of your screen when you're not using it and can perform all everyday calculations.

**NEW!**



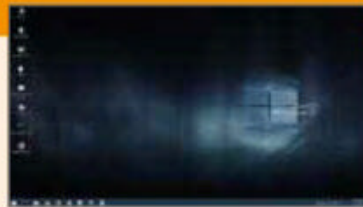
## RECOVERY TOOL

### Hiren's Boot CD

Free from [www.hirensbootcd.org](http://www.hirensbootcd.org)

**Tested:** Issue 485

Hiren's Boot CD isn't just the best bootable recovery disk, it's arguably the only one you'll ever need – packed with tools to fix just about every problem you're likely to run into.



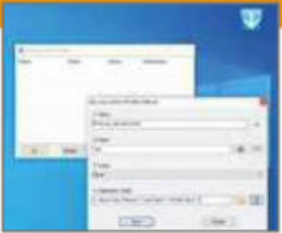
## FILE ORGANISER

### Dropt

Free from [www.dropitproject.com](http://www.dropitproject.com)

**Tested:** Issue 484

Dropt's great innovation is to place a floating arrow icon on your desktop. When you have a file that needs sorting, just drag it over to the icon and drop it.



## ANDROID DATA SHREDDER

### Shredder

Free from [bit.ly/shredder483](http://bit.ly/shredder483)

**Tested:** Issue 483

Shredder is an excellent, easy-to-use tool that deletes sensitive and unwanted files permanently, so they can never be recovered.



## WI-FI MONITOR

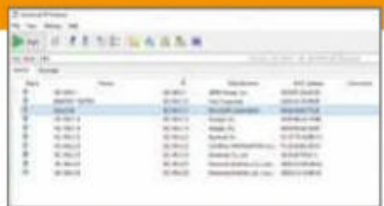
### Advanced IP Scanner

Free from

[www.advanced-ip-scanner.com](http://www.advanced-ip-scanner.com)

**Tested:** Issue 482

This handy tool identifies all devices connected to your Wi-Fi network. There's a portable version available, too.



## BACKUP SOFTWARE

### EaseUS Todo Backup Free

Free from [bit.ly/ease481](http://bit.ly/ease481)

**Tested:** Issue 481

The free version of EaseUS Todo Backup is more than enough to keep your PC backed up for years to come. It's missing a few tools but nothing that hampers its usefulness.



# WebUser

## BACK ISSUES DISC 2018



Our **2018 Back Issues Disc** containing all 26 issues from last year is now on sale from Amazon

For more information, visit [bit.ly/wudisc18](http://bit.ly/wudisc18) or search for 'webuser disc'

**You can still buy our 2014-2017 Back Issues Discs, search for 'webuser disc' on Amazon**





# Best Free Software

## EBOOK MANAGER

### Calibre 4

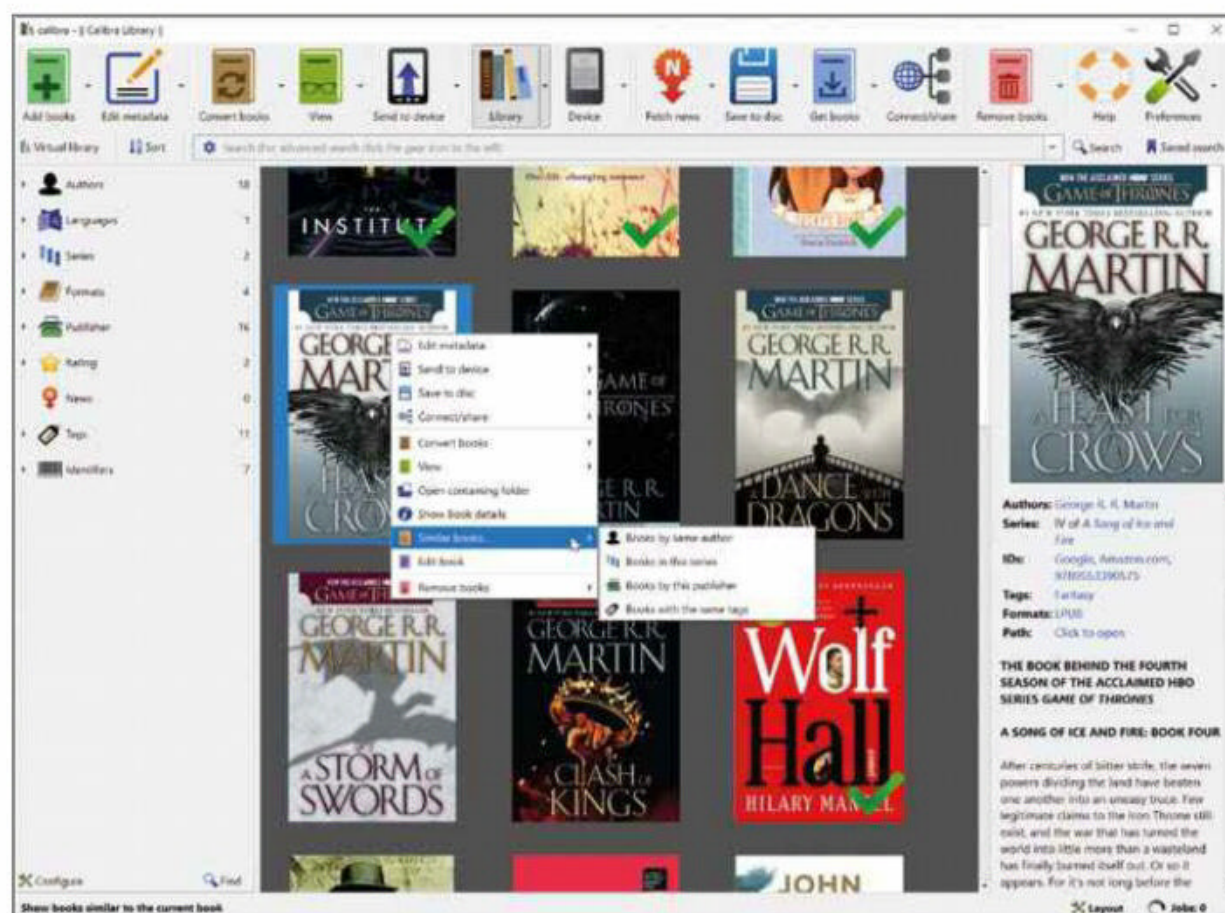
[calibre-ebook.com](http://calibre-ebook.com)

**Min requirements:** Windows 7/8.1/10, macOS X or Linux

**File size:** 102MB

Calibre is a must-have program for ebook lovers because it makes browsing and managing your collection simple. This versatile software can handle all the popular ebook formats and comes with a built-in viewer, as well as support for the major hardware readers, including Amazon Kindle, iPad, Android tablets and Kobo.

You can add books to your Calibre library, edit the information about them and sort them by various criteria, including title, author, language, series, format, publisher and rating. The program even lets you edit EPUB books (including the text) and convert from one format to another, such as EPUB to MOBI, for example. You can then



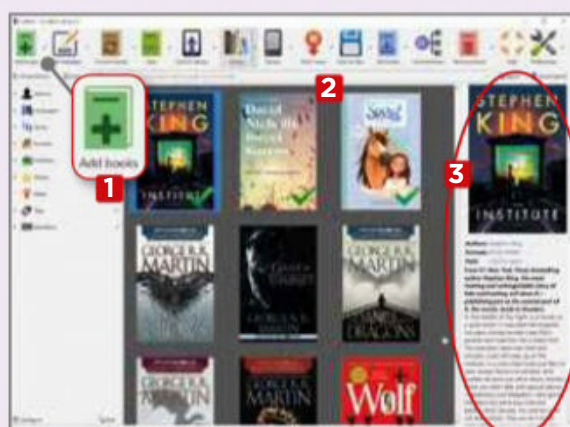
compare the two versions side by side, which is handy if you want to see the differences between two editions.

Calibre lets you buy books directly from a selection of retailers, which you can then store and access online. If a book doesn't have its own cover, Calibre can fetch one from the web, as well as filling in metadata including the publisher, ISBN, tags and a summary. You can also back up and share some or all of your library.

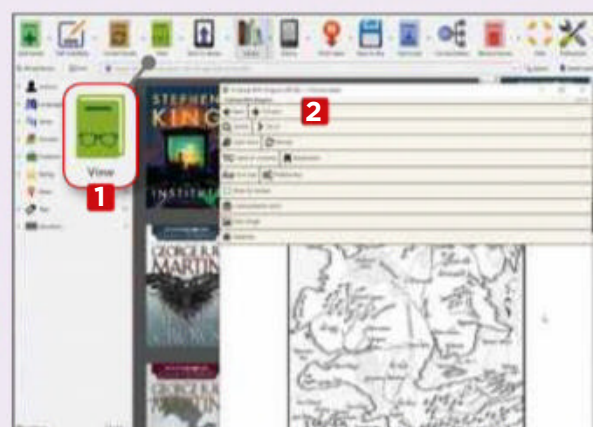
This new version of Calibre is the first major release in two years. During this time the developers have switched to a new web platform and rewritten the ebook viewer completely, with a focus on hiding distractions, such as controls, while you're reading. What's more, the book details panel no longer uses a full browser engine for rendering, which should mean the software is faster and less of a resource hog.



## MINI WORKSHOP | Read, edit and convert ebooks in Calibre



**1** To add some titles to Calibre, click the 'Add books' button **1** and browse for a supported ebook file on your computer. Books you add appear in the middle section of the screen. **2** Click a title to view details, **3** such as the author, tags, ebook format, path and synopsis. Double-click the cover to see more details.



**2** Click the View button **1** to open the selected title in the ebook viewer. Use the Page Up, Page Down or arrow keys to turn the pages. Right-clicking a page opens the ebook viewer menu. **2** From here you can jump to specific locations, access bookmarks, change the font size, switch to full screen and search for specific words.



**3** To convert a book from one format to another, select it in the library, then click the 'Convert books' button **1** in the top bar. The conversion window shows the book's current format **2** and lets you choose what to convert it to. **3** You can also make changes to the metadata and tweak various other elements.



This fortnight's top new software downloads to help you make the most of your PC, and they're all FREE



## ANTI-VIRUS TOOL

### ImmuneNet 7

[www.immunet.com](http://www.immunet.com)

**Min requirements:** Windows 7/8.1/10 **File size:** 2.7MB

Unlike other anti-virus tools, ImmuneNet gets its malware definitions directly from the cloud, so it's always up to date. As soon as someone using the program encounters a new threat, every other ImmuneNet user is protected from it in real-time. You can run it alongside existing anti-virus software as a useful second line of defence, and perform real-time and on-demand scans. This new version adds extra engines for more advanced protection and reduces the number of false positives.

## New Windows 10 App

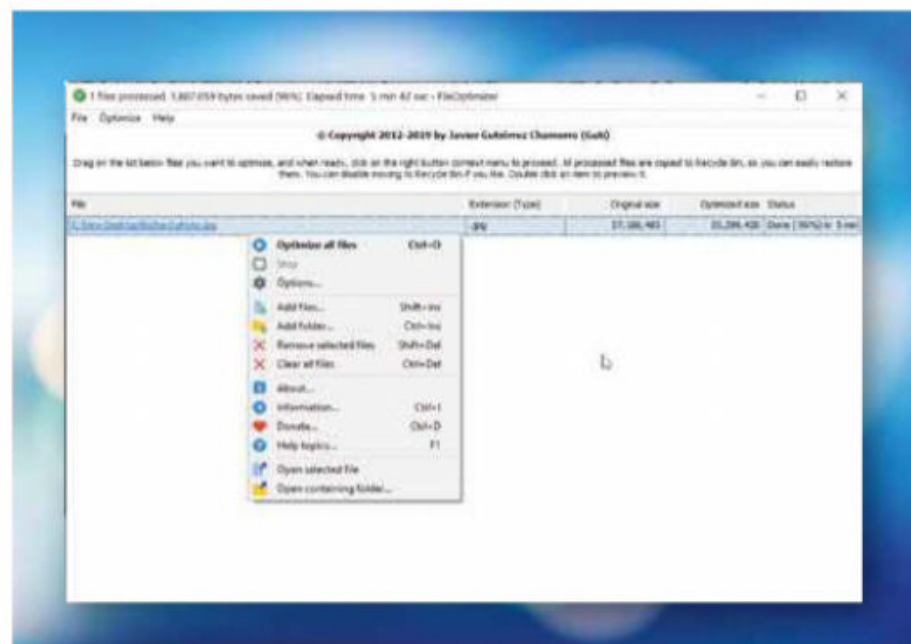
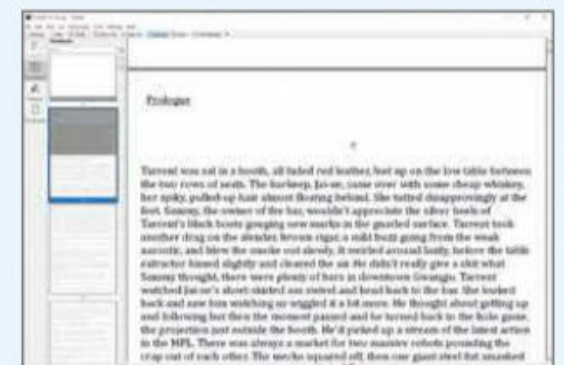
### Okular

[bit.ly/oku487](http://bit.ly/oku487)

**File size:** 140MB

Okular is a universal document viewer developed by KDE ([kde.org](http://kde.org)), an international free software community. It supports every major document format, including DOC, ODT, PDF, PSD, TIFF, JPEG, EPUB and MOBI. The sidebar gives you easy access to a file's contents, thumbnails, reviews and bookmarks.

As well as the Windows 10 version, Okular is available for Linux and macOS.



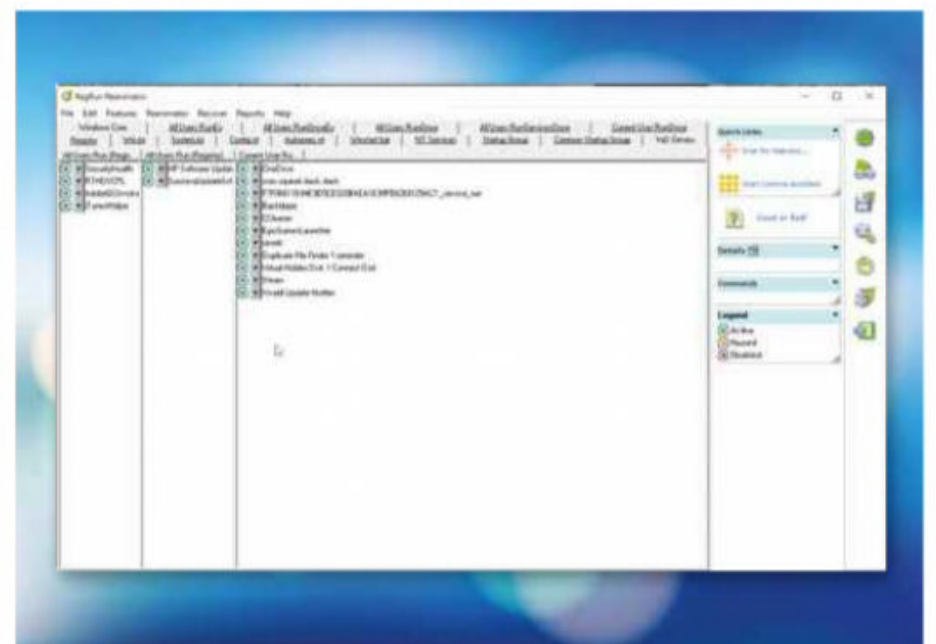
## FILE SHRINKER

### FileOptimizer 14

[bit.ly/fileo487](http://bit.ly/fileo487)

**Min requirements:** Windows 7/8.1/10 **File size:** 81.9MB

FileOptimizer is a handy tool that lets you reduce the size of your files, including photos, videos and documents. It works with most popular formats. To use it, drag one or more files to the program's interface, then click the Optimize button at the top. The software applies various compression and optimisation techniques and then shows you the change in size. This update minimises memory leaks and updates a number of supported compression tools.



## ANTI-MALWARE TOOL

### RegRun Reanimator 11

[bit.ly/regrun487](http://bit.ly/regrun487)

**Min requirements:** Windows 7/8.1/10 **File size:** 15.7MB

RegRun Reanimator is a feature-limited free version of the full RegRun Security Suite. You can run it alongside your existing anti-malware software to find and remove Trojans, adware, spyware, rootkits and other threats. Install and run the program, update the database and then click the button to Fix Problems, or choose one of the other options from the tabs below. This new version improves stability, fixes bugs and updates the databases.



## OFFICE SUITE

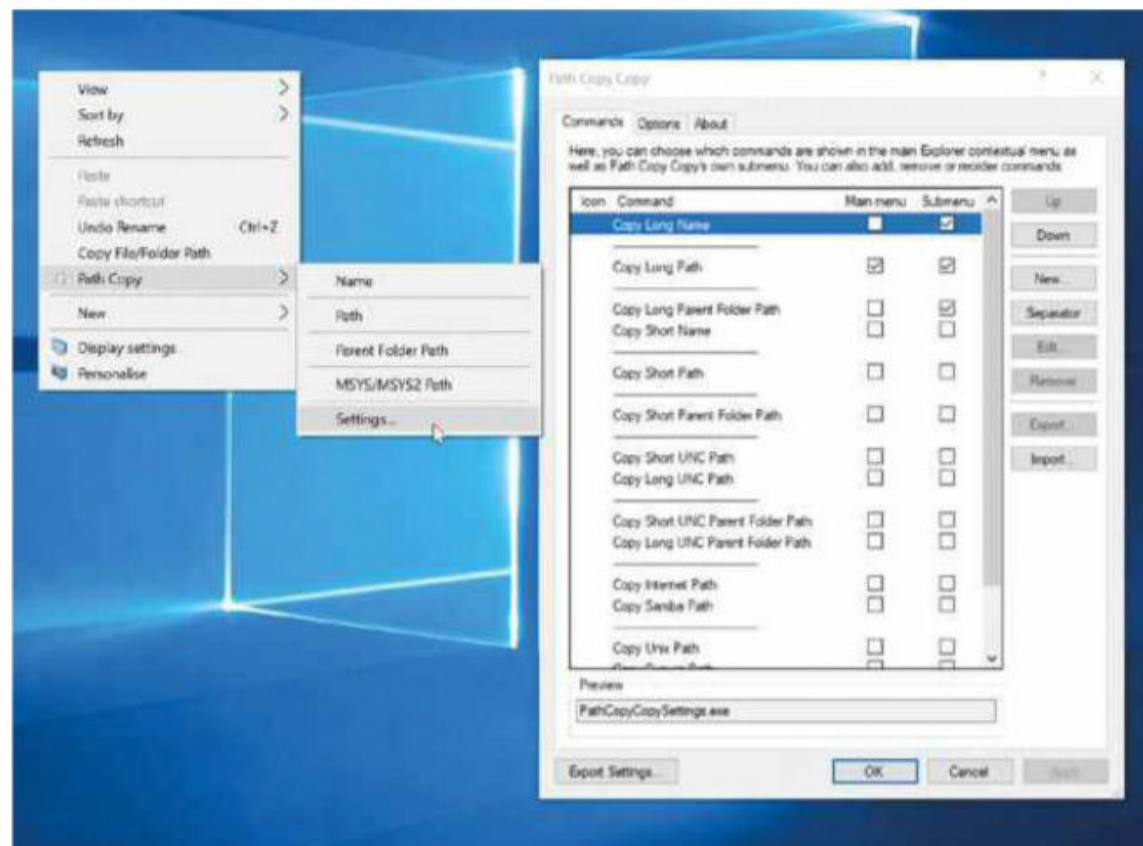
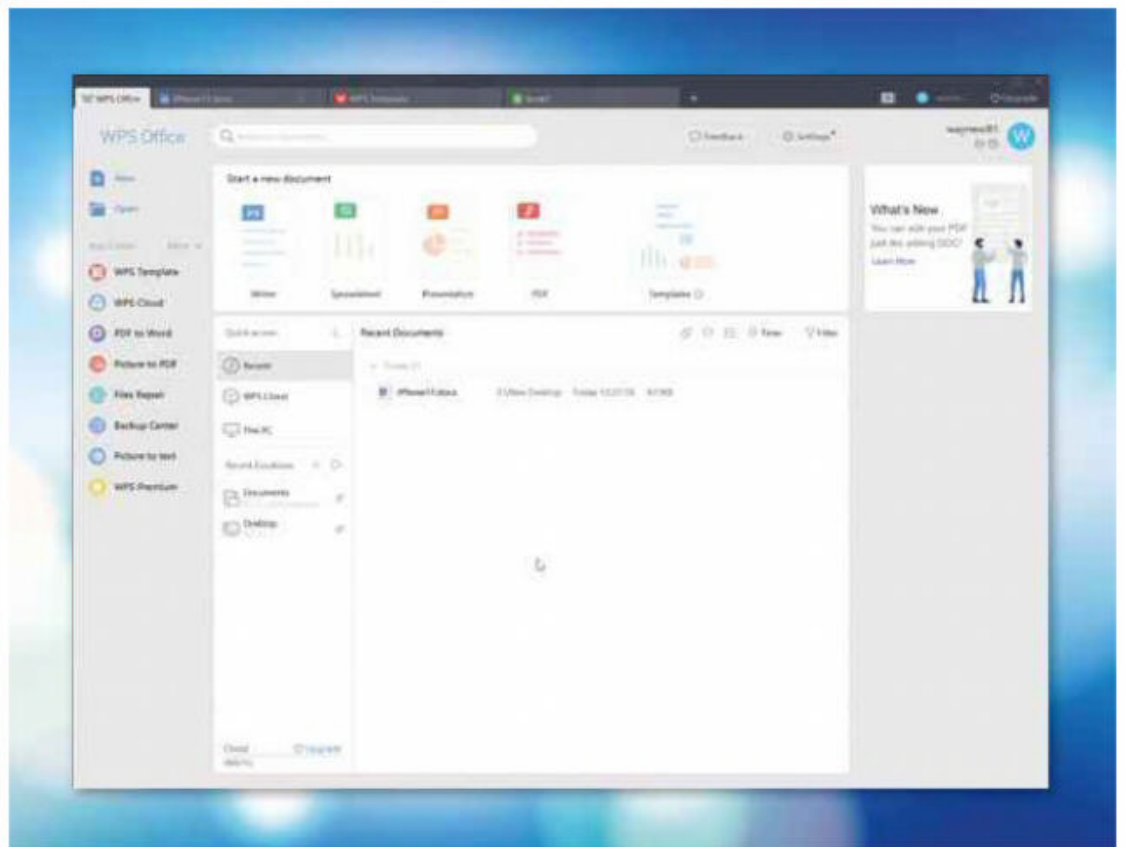
### WPS Office 2020

[www.wps.com](http://www.wps.com)

**Min requirements:** Windows 7/8.1/10, macOS or Linux **File size:** 129MB

This lightweight alternative to Microsoft Office comes with four applications: a word processor (WPS Writer), a spreadsheet tool (WPS Spreadsheet), presentation software (WPS Presentation) and a PDF maker. The suite offers most of the features you get in paid-for office software, and can open and save files in all the usual office formats. The tab-based interface lets you access your documents, spreadsheets and presentations in a single window.

This new version of WPS Office improves the home screen and adds a new template area. Upgrading to the Premium version for \$29.99 (£24.18) a year unlocks additional features and templates.



## SYSTEM TOOL

### Path Copy Copy 17

[pathcopycopy.github.io](http://pathcopycopy.github.io)

**Min requirements:** Windows 7/8.1/10

**File size:** 1.3MB

Copy the path to any file or folder on your PC instantly with this handy Windows Explorer add-on. The tool adds some commands to the context menu, so to use it you simply right-click an item and select Copy File/Folder Path. It also adds a Path Copy menu entry that copies the item's Name, Path or Parent Folder Path. This new version adds an Expert Mode that includes custom commands, and lets you change the menu keyboard shortcuts to prevent clashes with other programs running on your PC.

If you need any help, visit the new Path Copy Copy wiki ([bit.ly/wiki487](http://bit.ly/wiki487)), where you'll find all the program's documentation.

## SYSTEM TOOL

### PinWin

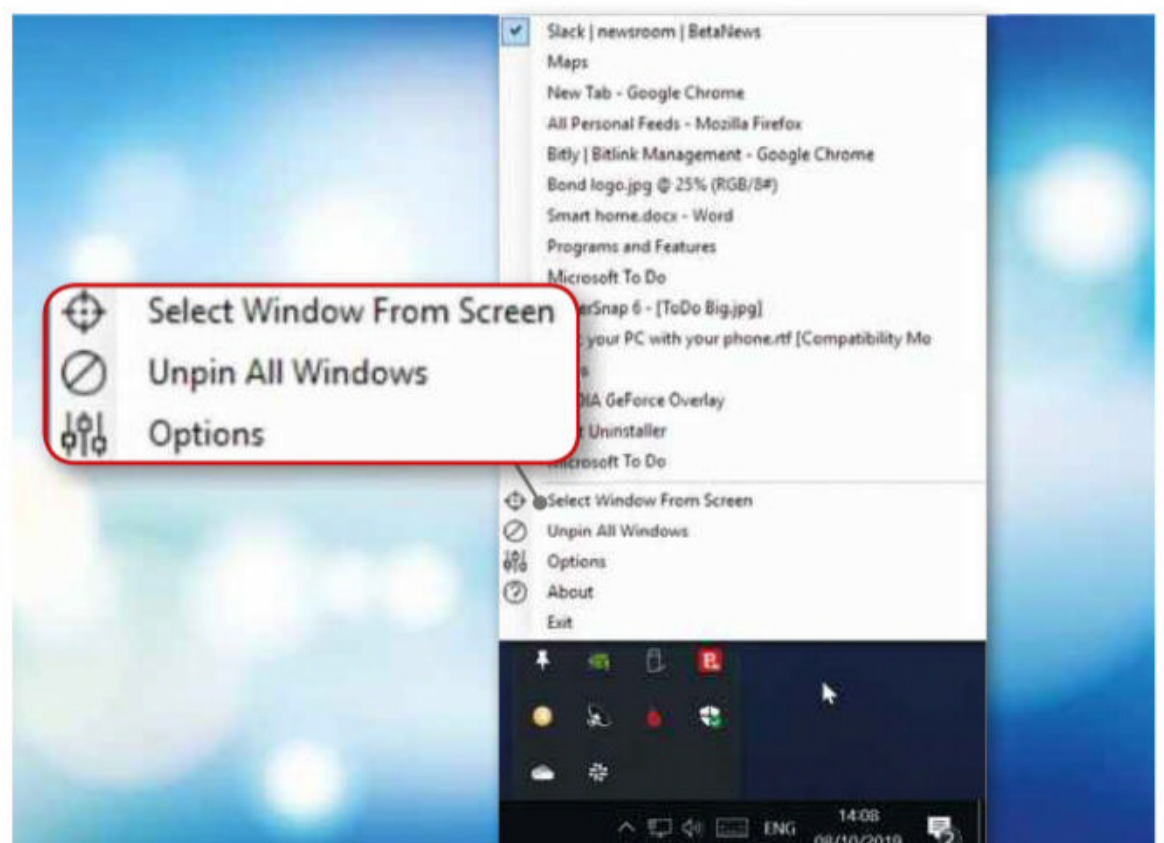
[bit.ly/pinw487](http://bit.ly/pinw487)

**Min requirements:** Windows 7/8.1/10


**File size:** 745KB

If you tend to have a lot of programs running on your PC at the same time, switching between them to find the one you want can be a pain. PinWin offers an open-source solution to this problem, because it lets you pin a window so that it stays on top of all the others where it's always visible.

Once you've installed it, click the PinWin button in the system tray to see a list of the windows you have open, then select one to pin it on top of all the others. You can also select a window by clicking it or using a global keyboard shortcut, which you can change under Options.







## GAME

### RockIt

[bit.ly/rockit487](http://bit.ly/rockit487)

**Min requirements:** Windows 7/8.1/10 or Linux **File size:** 15.8MB

The aim of this simple but addictive game is to pilot your rocket as high into the sky as you can without being knocked off course by other flying objects. Each attempt earns you virtual cash, which you can spend on improving your rocket's mobility, stability and fuel capacity.

## ✓ Install this program...

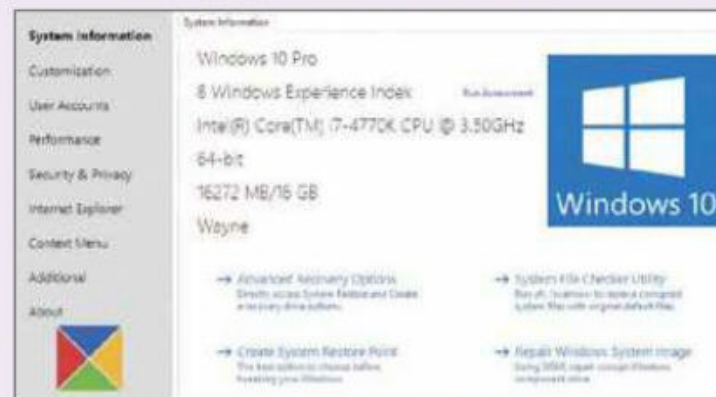
### Ultimate Windows Tweaker

[bit.ly/ultimate487](http://bit.ly/ultimate487)

**Min requirements:** Windows 10

**File size:** 750KB

Ultimate Windows Tweaker is a tiny portable tool for Windows 10 that offers more than 200 useful tweaks for improving and personalising the operating system. The options are sorted into categories including Customisation, User Accounts, Performance, Security and Privacy, Internet Explorer, Context Menu and Additional. Hover your mouse over a tweak to find out what it does, then select one and click Apply to run it. There's also a System Information page that tells you about your PC and lets you run an assessment. Ultimate Windows Tweaker is portable, so you don't even need to install it.



## ...Not this one ✗

### Uniblue System Tweaker

[bit.ly/uniblue487](http://bit.ly/uniblue487)

**Min requirements:**

Windows 7/8.1/10

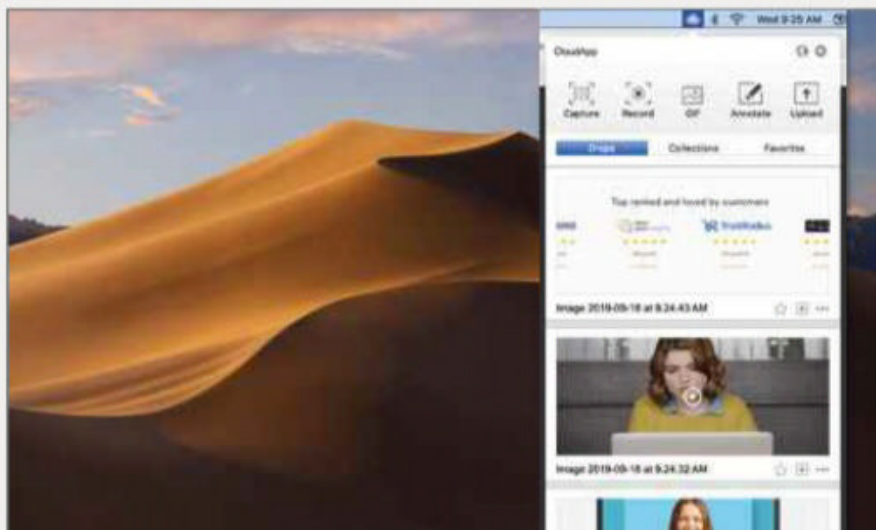
**File size:** 3.8MB

Uniblue went out of business a year ago, so it feels slightly unfair (and pointless) to kick the company now that it's down. However, its system tweaker is still available from many download sites, for the pricey sum of \$39.95, even though it's no longer updated or supported, so you're best off avoiding the program.



## OTHER OPERATING SYSTEMS

What's new for Linux and macOS



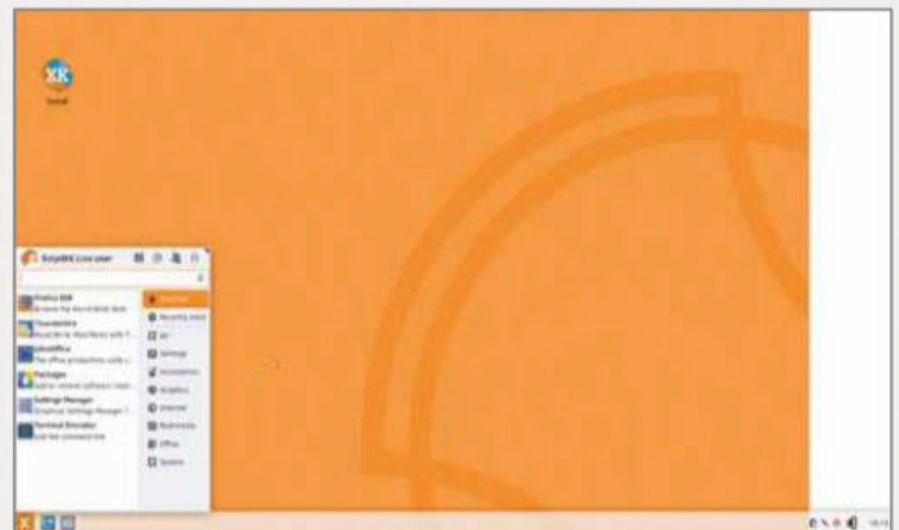
## SCREEN RECORDER

### CloudApp

[www.getcloudapp.com](http://www.getcloudapp.com)

**Min requirements:** macOS X 10.11 or later **File size:** 30.5MB

CloudApp is an all-in-one screen recording and sharing platform. You can use it to capture and embed video, webcam footage, GIFs, screencasts and screenshots. The latest version includes a new Collections feature for easier collaboration and sharing, and a Favourites tab that gives you quick access to important items. There's also a dark mode, and files are shared through [share.getcloudapp.com](http://share.getcloudapp.com) links. The updated CloudApp is coming to Windows soon.



## LINUX DISTRO

### SolydXK 10

[solydxc.com](http://solydxc.com)

**Min requirements:** 8GB hard drive **File size:** 1.6GB

It may not be one of the better known Linux distributions, but SolydXK is a polished and reliable operating system. Available in a choice of Xfce and KDE desktops, version 10 is based on Debian Buster 10.1 (with the latest kernel version 4.19) and comes with a new Grub2 theme. The developers have rebuilt the USB Creator from scratch and removed a number of non-essential packages from the ISOs. You now have the option to install NordVPN from the system tray.

**GET FREE SOFTWARE FIRST** subscribe to Web User at [subscribe.webuser.co.uk](http://subscribe.webuser.co.uk)



# Best New Browser Tools



## CHROME

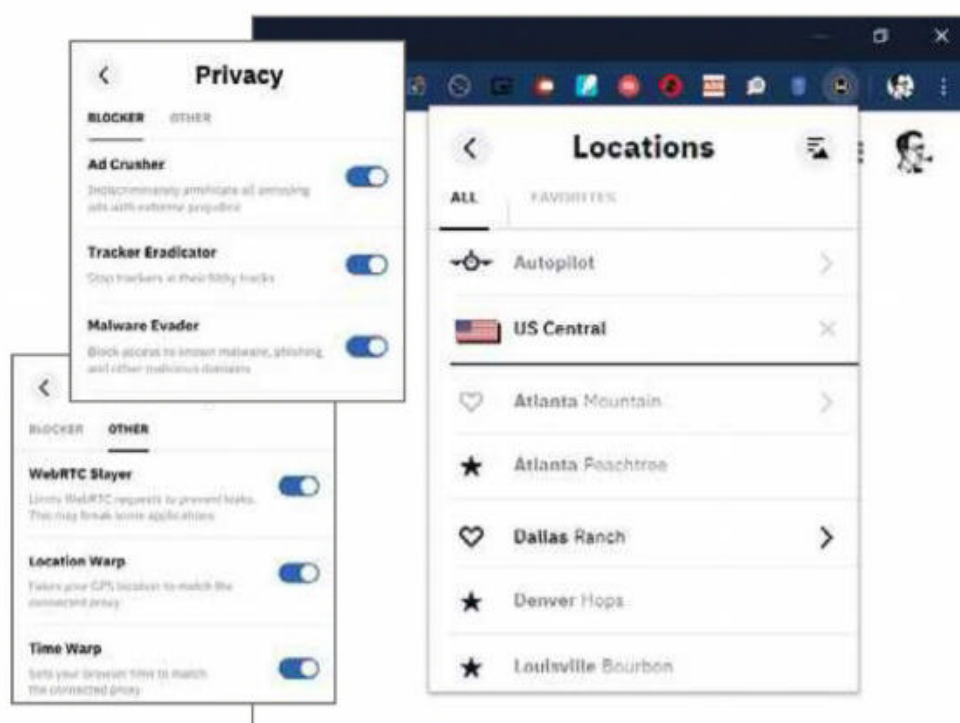
### Disguise your browsing with Windscribe

Windscribe is one of our favourite VPNs because it's packed with features, easy to use and, best of all, free. Now the Windscribe Chrome extension ([bit.ly/windscribe487](https://bit.ly/windscribe487)) has been rebuilt from the ground up to include all sorts of useful options it previously lacked.

The first addition is the ability to connect to servers in specific cities and mark them as 'favourites' by clicking the heart button. This feature was already available in the desktop and phone apps, so it was inevitable that it would appear in the Chrome version.

For security, the developers have added an updated anti-malware block list to help you browse more safely, as well as WebRTC blocking and location spoofing, which creates fake GPS coordinates to prevent sites from accessing your precise location.

Our favourite new feature, however, is the Do Not Disturb mode. With this active, you won't have to put up with websites asking you to 'allow notifications'.



### Search YouTube videos by typing

Remember the bad old days when searching for a specific part of a YouTube video involved frantically clicking the timeline and using a process of trial and error? Now, thanks to Video Search for YouTube ([bit.ly/ytsearch487](https://bit.ly/ytsearch487)), you can search videos by text instead, which makes locating a specific section a simple matter of typing a word or phrase.



When you play a YouTube video, the extension adds a magnifying glass icon to the bottom of the screen. Click this to open a text box, then type your search query to see a list of matches and time codes. Each one takes you to a part of the video where your word is spoken.

The add-on isn't completely foolproof, because it uses YouTube's automated closed-caption transcripts – and we

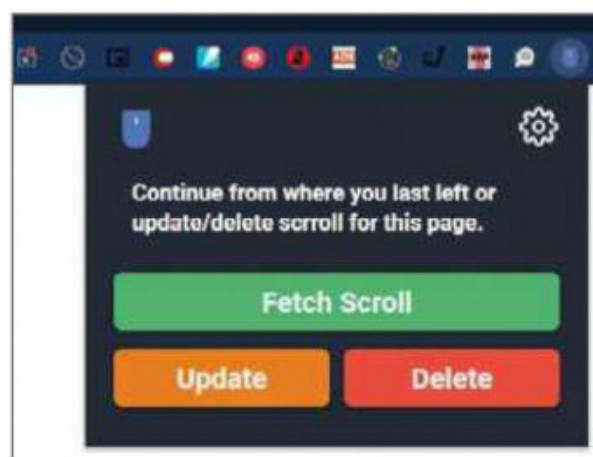
know how inaccurate those can be – but in general it works very well.

### Save your scroll location

Web browsers have come a long way over the past few years, but although they can remember which tabs you had open during your last session, they can't tell you where you were on the page. Scroll In ([bit.ly/scroll487](https://bit.ly/scroll487)) sets out to solve this problem – and yes, there is a rogue 'R' in its name.

This tool is incredibly useful when reading long articles, because you can break them up into several sittings without having to scroll manually through the page every time you return to it. Scroll In saves your place, so you can pick up easily where you left off.

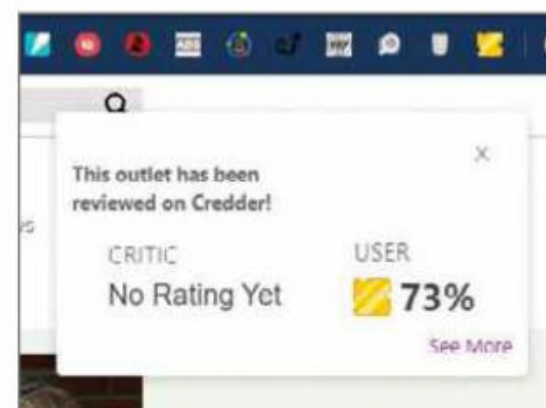
To use it, click the extension's toolbar button, then click Save. You're now free to close the tab. When you return, click



the button again and select from the three options. Fetch automatically scrolls to your last location, Update lets you save a new position on the page and Delete removes the saved page information.

### Check the credibility of online news

Credder ([bit.ly/credde487](https://bit.ly/credde487)) checks the credibility of news sites so you can avoid being tricked by 'fake' stories. When you visit a website such as BBC News, Credder kicks into action, displaying a small pop-up that tells you how well trusted the site is by critics and users. It's a quick way to find out if you're likely to be reading fake news. Click the toolbar button on any site to add your own trust rating and review both to the site and individual articles.





This fortnight's most useful tips and add-ons to help you get the most from Chrome, Firefox, Opera and more



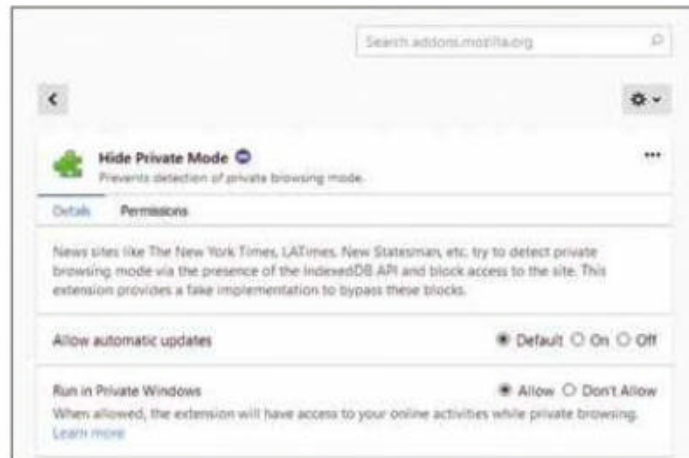
## FIREFOX

### Trick websites while using incognito mode

Some websites, including several US news outlets, really don't want you to use your browser in private mode. This is usually because they want to track you, advertise to you or push subscriptions.

If you come across a website that wants to place restrictions on your browsing choices, install Hide Private Mode ([bit.ly/private487](http://bit.ly/private487)). This browser tool tricks sites into thinking you're using your everyday non-incognito browser, so they don't block access.

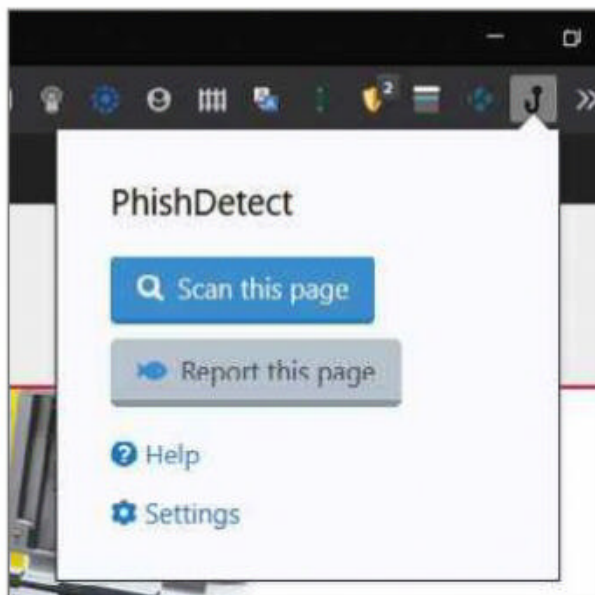
It doesn't work automatically – as with other extensions, you need to enable it for use in Firefox's private mode. To do this, click the three-line hamburger menu, select Add-ons and choose Hide Private Mode. In the 'Run in Private Windows' section, select Allow, then leave the browser tool to do its work.



### Scan for phishing attacks

We've known about phishing attacks for years, but people still get caught out by them, so PhishDetect ([bit.ly/phish487](http://bit.ly/phish487)) aims to offer some protection. Whenever you come across a suspicious URL, whether it's in your inbox, on social media or anywhere else on the web, simply launch the extension.

PhishDetect offers two options: 'Scan this page' and 'Report this page'. Select a scan and PhishDetect checks any links on the page, delivering a green or red status report. It's a great way to put your mind at rest while browsing, although we'd be interested to see an automated version in the future.



### Control YouTube from any tab

YouTube Media Controls ([bit.ly/control487](http://bit.ly/control487)) is a handy extension that lets you use keyboard shortcuts to control YouTube videos, even when you're browsing in another tab.

The extension provides four options. Pressing Alt+M mutes YouTube instantly, while the MediaPlayPause control starts and stops a video, and MediaTrackNext and MediaTrackPrevious let you skip back and forth between videos.

Other than the Mute control, the key combinations you need to press for each function will depend on the type of keyboard you have. Yours may include dedicated play and pause buttons, for example, or you might need to use a function key plus another key – particularly if it's a laptop keyboard.

Once you've solved that riddle, however, you'll find the extension very useful – particularly if you listen to music on the site or you just don't want to be distracted by the screen.



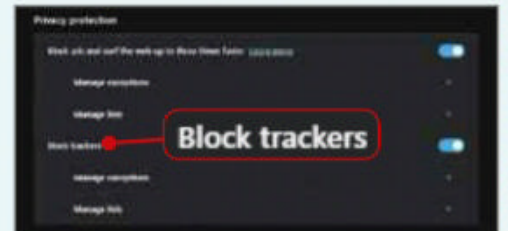
## OTHER BROWSERS

### Block trackers automatically

Opera 64 is here, and it introduces a killer feature: built-in tracker blocking. It's not switched on by default, however, so to get it running you have to go into Opera's settings menu. Here you'll see a category called 'Privacy protection', with a toggle switch to 'Block trackers'. Set this to On.

The blocker works instantly, and Opera reckons it can boost page loading speeds by up to 20%. It also means you can browse the web without worrying about nefarious companies targeting you with 'relevant' adverts.

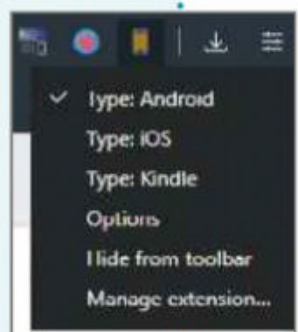
To make sure you have version 64, click the Opera button in the top-left and select 'Update & Recovery'. This will tell you whether you need to update it.



### Switch to mobile websites

Temporary Mobile View ([bit.ly/mobile487](http://bit.ly/mobile487)) lets you see what your favourite websites look like when viewed on a mobile phone – with the added benefit of making them simpler and faster. Don't worry – it doesn't kick in automatically, but if you're interested to see how a site looks, and how the interface changes to accommodate smaller screens, click the extension button. The result is near-instantaneous.

Right-clicking the button, meanwhile, switches between Android, iOS and Kindle displays. Tech-heads and developers can even tinker with custom CSS rules.







# Best Free Apps



## App of the Fortnight

### EMAIL

#### Twobird

[bit.ly/twodroid487](http://bit.ly/twodroid487)

[bit.ly/twoios487](http://bit.ly/twoios487)

(varies) 11

NEW

If you access your email on your PC and mobile device, you'll often find yourself working with different apps and email clients, which isn't ideal. Even webmail services have their disadvantages, because most webmail tools and apps offer only basic functionality compared with proper email software.

Twobird is different. For a start, it's a cross-platform tool with apps for iOS and Android devices, as well as desktop versions for Windows and macOS (get it from [www.twobird.com](http://www.twobird.com)).

There's even a version that works in any web browser ([www.twobird.com/inbox](http://www.twobird.com/inbox)).

Its other key advantage is that it brings together many useful features that might otherwise require separate apps. As well as an email client, Twobird offers a built-in note-

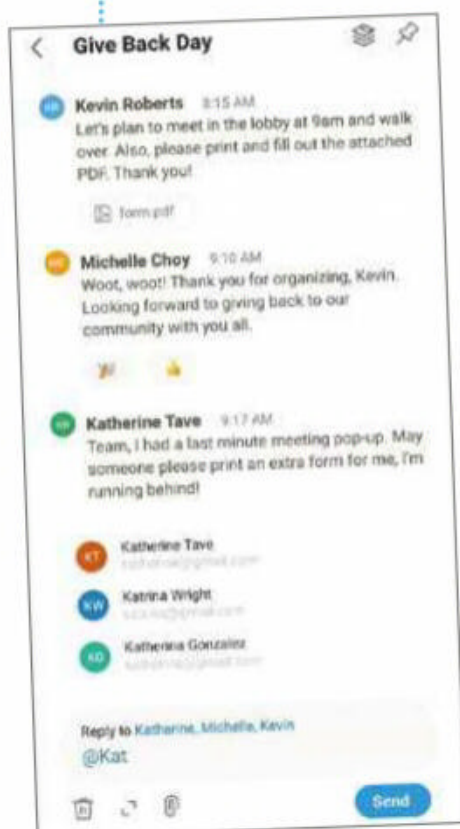
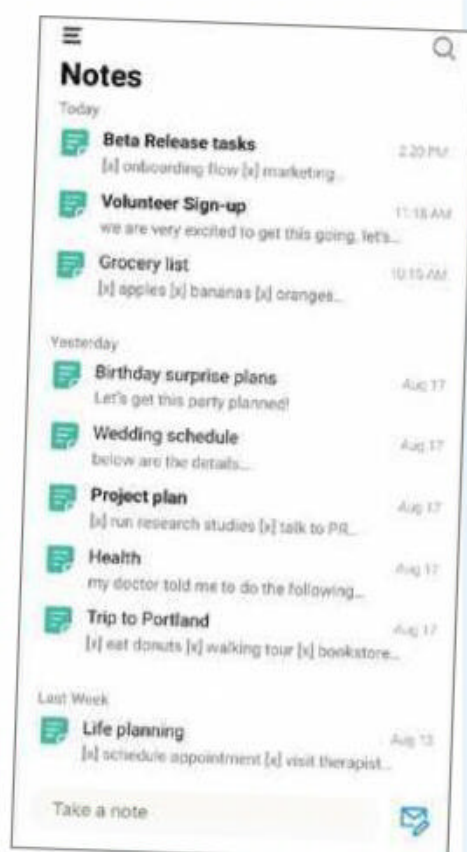
taking tool and reminders. You can share and collaborate on notes, which appear in your inbox to keep you up to date with any changes others have made. You can also pin notes, lists and conversations so they're easy to find.

As an email client, Twobird is impressive, streamlining your inbox automatically, syphoning off distracting emails to a separate Low Priority zone and removing unnecessary formatting from messages to make your email experience feel more like messaging. If your inbox starts to look messy, you can allow the Tidy Up tool to archive inactive conversations for you.

The Twobird Android app is currently in beta and is still a work in

progress. It only

supports Gmail at the moment, but the developers promise that support for other email services is on its way.



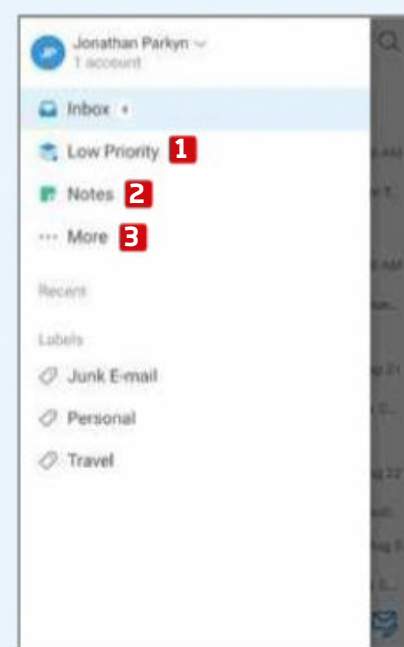
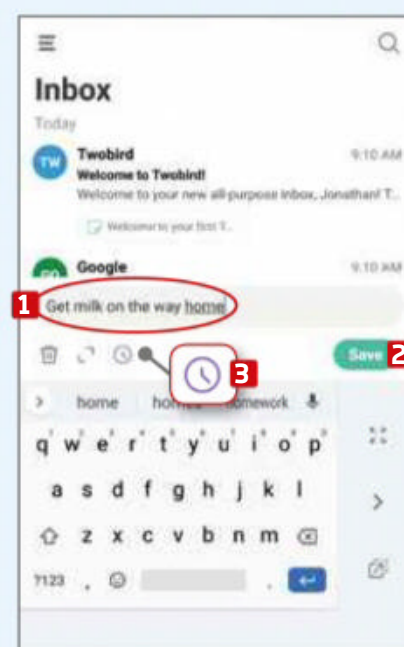
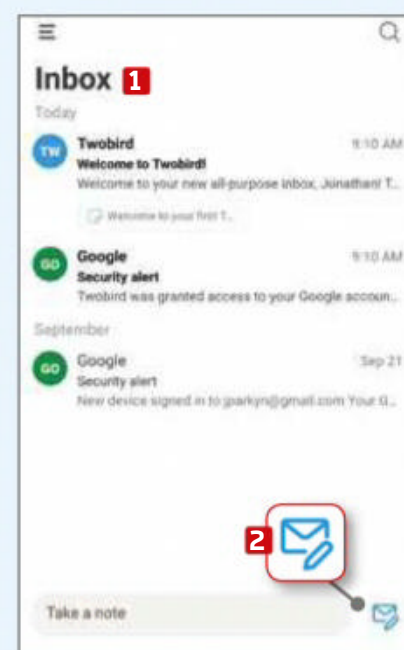
### MINI WORKSHOP

#### Manage your email and notes in Twobird

**1** Launch Twobird and press the 'Log in with Google' button, then sign in using your Google account and tap Allow on the permissions screen. Once the app is set up, it takes you to your Inbox. **1** To compose an email, tap the envelope and pen icon. **2** Start typing an email address or contact name in the To field, and matching contacts will appear below – tap one to select it. Press Send when you're done.

**2** Back on the Inbox screen, you'll notice an option at the bottom that says 'Take a note'. This is Twobird's handy built-in note-taking tool. Tap the box and type your note, **1** then choose Save. **2** If you want to turn the note into a reminder, select the clock icon **3** and set a time for your note to appear – you can either choose a time from the list of options or press Pick Date/Time to enter your own.

**3** Twobird automatically streamlines your inbox so you only have to deal with your most important messages. However, you can view further mail and other items by pressing the menu icon (three lines) in the top left-hand corner. From here, you can select Low Priority **1** to see email from marketing sources and mailing lists. Choose Notes **2** to see any notes you've made, or More, **3** then All to see all mail.



### Our rating





## This fortnight's top free and paid-for apps for Android and iOS phones and tablets

### MESSAGING

#### Earlynote

[bit.ly/earlydroid487](http://bit.ly/earlydroid487)

[bit.ly/earlyios487](http://bit.ly/earlyios487)



The idea behind most messaging apps is that they're instant (hence the term 'instant messaging'), but the developers of Earlynote have decided to subvert this fundamental aspect of modern communication. When you use Earlynote to send someone a message, you can decide exactly when it arrives. Part of the idea is to build anticipation, because your recipient can watch the note reveal itself gradually in real time. It's a neat idea but, as with all messaging tools, we'll have to wait and see if it catches on.



Our rating



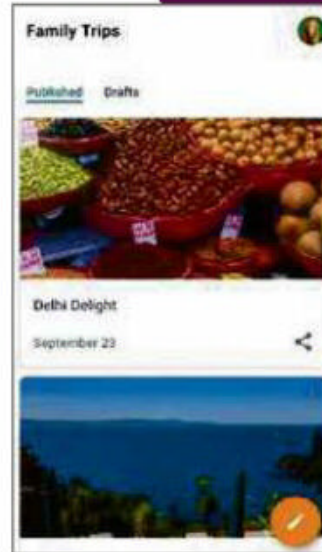
### BLOGGING

#### Blogger

[bit.ly/blogger487](http://bit.ly/blogger487)



We thought Google had given up on its once-popular blogging platform, particularly as rivals such as WordPress and Tumblr now dominate the market. However, the company has surprised us by releasing a long-overdue update to its Blogger app for Android, with a completely revamped interface that brings it into line with Google's modern Material Design. Functionally the app is more or less the same – you can compose and publish posts, embed images and so on. The update also adds support for newer versions of Android.



Our rating



### HEALTH

#### PocketCoach

[bit.ly/coachdroid487](http://bit.ly/coachdroid487)

[bit.ly/coachios487](http://bit.ly/coachios487)



Thankfully, awareness of mental health issues is gradually becoming more mainstream. For anyone who suffers from anxiety, stress or panic attacks, PocketCoach aims to provide digital support in the form of lessons and exercises that can teach you coping mechanisms and, potentially, improve your mental wellbeing. Its approach is based on cognitive behavioural therapy (CBT), mindfulness and acceptance and commitment therapy (ACT). Many of its exercises are free, and you can access further courses by subscribing.



Our rating



### SOCIAL MEDIA

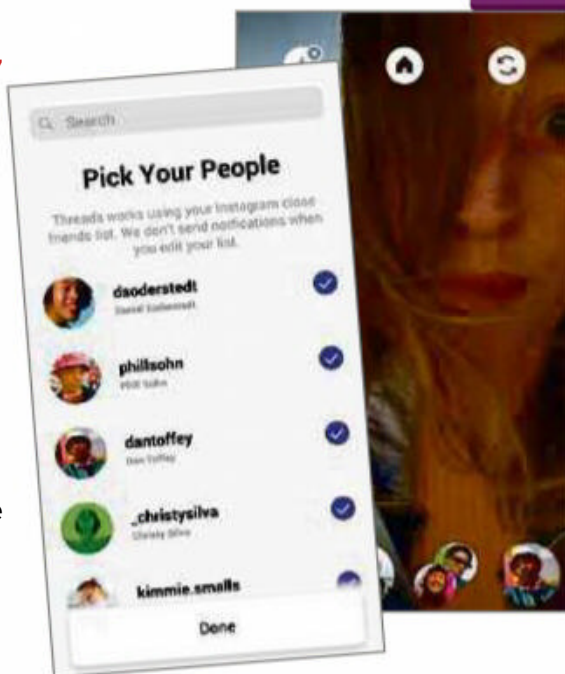
#### Threads

[bit.ly/threadsdroid487](http://bit.ly/threadsdroid487)

[bit.ly/threadsiOS487](http://bit.ly/threadsiOS487)



Just when you're beginning to think there are too many ways of staying in touch over social media, Instagram comes up with yet another standalone messaging app. Like the core Instagram app, Threads concentrates on the visual side of communication, allowing you to share photos, videos and text messages with others. The key distinction is that Threads limits your interactions to your closest friends, in a bid to bring some much-needed privacy and intimacy to the social space. If you already use Instagram and you sometimes feel drowned out by the crowd, this could be the messaging app for you.



Our rating



### GAMING

#### PS4 Remote Play

[bit.ly/ps4droid487](http://bit.ly/ps4droid487)

[bit.ly/ps4ios487](http://bit.ly/ps4ios487)



Sony launched its PS4 Remote Play app a few months ago but, until recently, it was available only for iOS and Sony's own Android-based Xperia devices. Now Sony has released an update that opens the app to other Android phones and tablets.

Remote Play allows you to connect to your PlayStation 4 console and control it wirelessly, so you can stream and play games on your Android device instead of your TV. The update also unlocks DualShock 4 support both for iOS and Android users, although you need to be running Android 10 to use this.



Our rating





# 5 NEW APPS WORTH PAYING FOR

## FITNESS

### Workout Timer

[bit.ly/workout487](http://bit.ly/workout487)

**Price:** £1.59



This simple, customisable workout timer is designed to help you time your high-intensity interval training (HIIT) sessions accurately, set custom workout routines and track your progress towards your fitness goals.



## NAVIGATION

### Mappy Hour

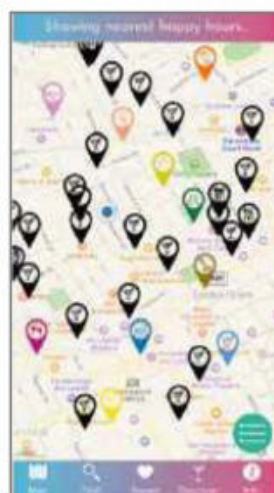
[bit.ly/mappydroid487](http://bit.ly/mappydroid487)

[bit.ly/mappyios487](http://bit.ly/mappyios487)

**Price:** 99p



Never pay full price for a drink again with this ingenious app, which displays nearby venues' happy hours on a map. It's only available for London so far but more cities are promised soon.



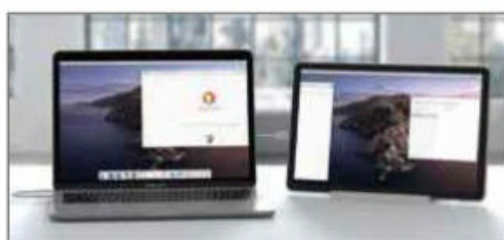
## PRODUCTIVITY

### Duet

[bit.ly/duetdroid487](http://bit.ly/duetdroid487)

[bit.ly/duetios487](http://bit.ly/duetios487)

**Price:** £9.49 (Android), £9.99 (iOS)



Previously available for iOS only, Duet now has an Android app, too, so you can use your mobile device as a second display for your PC or Mac. Download the desktop tool from [www.duetdisplay.com](http://www.duetdisplay.com).

## ART

### Botero

[bit.ly/boterodroid487](http://bit.ly/boterodroid487)

[bit.ly/boteroios487](http://bit.ly/boteroios487)

**Price:** 99p



Whether you're planning a trip to the Pallavicini Palace in Bologna or you're just a fan of Botero, this companion app for the current exhibition provides lots of interesting insights into the Colombian artist's work.



## GAME


### Dear Esther

[bit.ly/esther487](http://bit.ly/esther487)

**Price:** £4.99



This moody 'walking simulator' was a cult hit on PC and consoles, and now comes to iOS. It involves exploring a remote Hebridean island and uncovering clues to piece together Esther's story.



Workout Timer



Mappy Hour



Duet



Botero



Dear Esther



## ✓ Install this app...

### PhotoScan by Google Photos

[bit.ly/scandroid487](http://bit.ly/scandroid487)

[bit.ly/scanios487](http://bit.ly/scanios487)



If you don't have access to a flatbed scanner, a quick way to digitise old printed photos is to take snaps of them with your mobile phone's camera. The only trouble is that the results can be decidedly hit and miss with a standard camera app. You can achieve much better quality if you use a dedicated photo-scanning app, such as Google's PhotoScan. Available for Android and iOS, PhotoScan compensates for reflections and glare from the surface of photographic prints. It also uses edge detection to crop photos automatically, allows you to straighten wonky scans and corrects perspective.

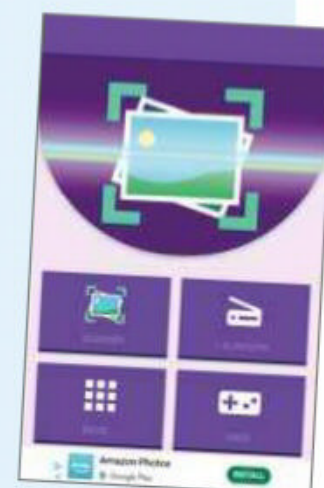


## ...Not this one

### Photo Scanner

[bit.ly/scanner487](http://bit.ly/scanner487)

If the ugly screenshots and clumsily worded description on Google Play ("Mobile Photo Scanner is the best solution on United Kingdom!") don't send you running a mile, then hopefully the largely negative reviews will. Photo Scanner claims to do the same thing as Google's PhotoScan, but the execution is less impressive. Aside from the hideous interface, the full-screen adverts are infuriating and many users have found that the app just doesn't work on their device.







# Take a Screen Break







Take a rest from your browser with our fiendish fortnightly challenges. Can you solve our classic horror-film emoji and guess our Wikipedia article?

**WIN A  
WEB USER  
2018 BACK  
ISSUES DISC!**

Email your answers to  
[editor@webuser.co.uk](mailto:editor@webuser.co.uk)  
- one correct entry  
will win a disc



## CAN YOU GUESS THE CLASSIC HORROR FILMS FROM THE EMOJI?

- |   |   |   |   |
|---|---|---|---|
| 1 |     | 2 |     |
| 3 |     | 4 |     |
| 5 |     | 6 |     |

## GUESS THE WIKIPEDIA ARTICLE

Can you work out which technology-related Wikipedia entry the following clues refer to?



# WIKIPEDIA

**1** "The name was proposed by Vinnie Chieco, a freelance copywriter. After Chieco saw a prototype, he thought of the movie *2001: A Space Odyssey* and the phrase 'Open the pod bay doors, HAL'."

**2** "It has won several awards, ranging from engineering excellence

to fourth-best computer product of 2006, and received favourable reviews; scoring on looks, clean design and ease of use."

**3** "Its battery is not designed to be removed or replaced by the user, although some people have been able to open the case themselves,



usually by following instructions from third-party vendors."

**5** "Since 2009, sales have continually decreased every financial quarter. In 2013, no new model was introduced. As of September 2012, the number sold worldwide was 350 million."

## COMPETITIONS

### WIN 1 OF 3 Royole RoWrite Smart Writing Pad

Royole's RoWrite Smart Writing Pad lets you jot down notes, ideas or sketches, then share them instantly using the app. You can edit and highlight, use colours, convert handwritten notes to text and even create a video. To enter, email your address to [webusercomp@dennis.co.uk](mailto:webusercomp@dennis.co.uk) with 'RoWrite' in the subject line. For more information, visit [www.royole.com/uk/Rowrite](http://www.royole.com/uk/Rowrite) and follow [@RoyoleOfficial](https://twitter.com/RoyoleOfficial) on Twitter.



**WORTH  
£119  
EACH**

### WIN 1 OF 3 Nero Platinum Unlimited

Nero's new Platinum Unlimited suite contains seven outstanding programs on one disc, letting you make stunning videos, copy USB sticks, remove duplicate files, enhance your photos, record internet radio as MP3s and much more. To enter, email your address to [webusercomp@dennis.co.uk](mailto:webusercomp@dennis.co.uk) with 'Nero' in the subject line. For more information, visit [www.nero.com](http://www.nero.com).



**WORTH  
£79.99  
EACH**





# FAQ

Everything you need to know about the most interesting new technology trends and events



## Microsoft Flight Simulator

Amateur pilots, rejoice! Microsoft's much-loved flight simulator is returning with a new version. **David Crookes** reveals what to expect

### Wow! Is this game still circling?

It sure is. Microsoft recently announced the eleventh entry in the series and it's evidently bigger and better than ever. You can fly wherever you want and tackle real-life problems as you sit in the cockpit of various planes and learn how to operate them. In fact, it looks like such a realistic representation of flying that we'd go so far as to question whether it's a game at all.

### It's been a long time coming, hasn't it?

Yes. The popular flight simulator dates back to 1982 and the last edition was Flight Simulator X: Steam Edition in 2014. That, however, was a revamp of Flight Simulator X from 2006 and many people thought the franchise was being retired.

Indeed, when a replacement sim called Microsoft Flight was released in 2012, the writing was seemingly on the wall but, after that crashed and burned, Microsoft rekindled its ongoing love affair with a title that is actually older than Windows by three years. It's now taking advantage of cutting-edge technology.

### So the sim's reaching new heights?

Absolutely. Microsoft has enlisted the help of French developer Asobo Studio ([www.asobostudio.com](http://www.asobostudio.com)), which released an open-world racing game called Fuel in 2009. This allowed players to drive across 5,560 square miles of virtual land, and prompted Guinness World Records to award it the largest playing area in a console game. By using the developer's


experience, Microsoft Flight Simulator will allow players to fly over 196.9 million square miles of digitised land.

### Isn't that a lot of graphics to create?

The flight simulator uses an engine similar to the one developed for Fuel, which draws on topographical, textural and geographical satellite data from Bing Maps and uses machine learning and 3D photogrammetry to recreate real-world locations in photorealistic 4K detail. The information about the world's terrain, buildings, trees, water and more are stored in Microsoft Azure's cloud system, to which Microsoft Flight Simulator connects, which ensures all landmarks and features are in the correct location. The game also takes live readings from



*Above: Get in the cockpit and fly the world with Microsoft's new and improved Flight Simulator*



*Below: Fly over realistically rendered oceans and other terrain, including flocks of flamingos*





**Above:** You can take off from and land at more than 44,000 airports across the world



**Below:** Flight Simulator's cockpit controls are exactly what you'd find in the real planes it simulates

weather stations and airports so it can serve up accurate climate conditions.

## What if I want to play offline?

Offline mode will be available and gamers can state exactly how much storage space they want set aside on a PC so their hard drive doesn't become swamped. The idea is that offline mode will allow you to home in on a specific region of the world but, if you decide to follow this path, the graphics won't be as good. That's because, when playing online, the Azure servers process the visuals and send them to your PC. Without this system of offloading, only the most high-spec computers would be able to cope.

## Will I need a fast internet connection?

Yes – and the faster the connection, the better the simulation will look. Microsoft says the streaming is adaptive, which means you'll get better graphics if your bandwidth is strong and fast, and less refinement as the speed slows. You'll also get a better looking game if you have a powerful computer that can process the information quickly, but the point is that it's not a requirement to play.

## Can I fly to and from anywhere?

Yes. The simulation spans more than 44,000 airports and you can take off and land at any one of them, creating any flight plan you wish. Since the title also uses air-traffic tracking data, other aircraft will be placed in the correct locations and be seen to depart and arrive around you. What's more, because the Bing Maps data will change as time goes on and new real-world developments come and go, what you see below will reflect the real world, aided by modelling and 3D scans.

## Do the aircraft feel real to fly?

It's hard to say for certain, without having piloted a flight for real, but past and present evidence would say, yes, the aircraft behave as you'd expect. You can enjoy flying anything from light aeroplanes to wide-body jets, and you'll find the aerodynamics have been tailored for realism.

You'll have to keep an eye on your fuel and use the exact same set of control sticks, buttons, throttles and yokes that you'll find in the aircraft you're flying, while the new collision model allows for sloped take-offs and landings. You can also play around with the sim's settings

to make flying a bit easier if you just want to have fun.

## Could it help me learn to fly for real?


Past versions of Microsoft Flight Simulator have helped student pilots learn the basics of flying, allowing them to become familiar with the controls and instruments of planes and letting them get to know specific models. It's therefore a great way to understand the theory and learn the difficult concepts of flight one at a time, without fretting about crashing. The sim is actually used as part of pilot training at many academies and, if you're serious about flying, it's a good idea to have a supervisor on hand when you 'play' Microsoft Flight Simulator to avoid bad habits.

## When is it due to launch?

There is no firm date but Microsoft says the full game will be available for Windows 10 in 2020, and that an Xbox One version will follow (although quite how the complex controls will map to a game controller remains to be seen). It'll be available as a standalone purchase or as part of the Xbox Game Pass.

If you can't wait that long, applications for the pre-alpha version are currently being accepted via the Insider Program, which you can sign up for at [bit.ly/insider487](https://bit.ly/insider487).


This grants you exclusive access to behind-the-scenes upgrades, preview builds and advanced content prior to the release, and invites you to provide feedback and recommendations via short surveys and newsletters.



**Jump the queue by signing up for the Insider Program**

## FLYING INTO CONTROVERSY

Microsoft Flight Simulator and similar titles have attracted a huge fan base among amateur pilots, but they've also proved controversial. For example,



following the terrible events of September 11 in New York, Washington and Pennsylvania in 2001, news reports suggested that the terrorists used Microsoft's game to help

plan their attacks. The World Trade Center towers were also quickly removed from the delayed 2002 version, out of respect.


In 2004, a mother sought to buy the game for her 10-year-old son at a Staples store in Massachusetts but the retailer informed the police and the authorities paid the family a visit. Meanwhile, in 2015, a white American who converted to Islam also found himself with a Suspicious Activity Report, simply because he was suspected of playing "a flight simulator type of game", although it's not known if this was Microsoft's version.



# SYNC YOUR PC WITH YOUR PHONE

**COVER  
FEATURE**

You don't need to rely on 'the cloud' to share content between your devices. **Wayne Williams** reveals all the benefits of wirelessly connecting your desktop PC and your mobile phone



**T**oday's smartphones are essentially mini computers that we carry around in our pockets. However, for many tasks they're still no substitute for a desktop PC or laptop, because they lack the power, storage and big screen that a full-size computer provides. That doesn't mean your phone has to play second fiddle to your PC, though. By setting them both up so they work in harmony, you can have the best of both worlds and make your life much easier.

In this feature, we show you how to sync your computer wirelessly and seamlessly with your Android or iOS device to share files, data and apps between them. What's more, we'll achieve this without using a 'cloud' service, with all the privacy issues that entails. Microsoft is leading the way with its Your Phone app for Windows 10 and Android, but there are many other methods, too.

Read on to discover why you should merge your desktop and mobile devices, and how to do it.



## SHARE FILES & DATA BETWEEN DEVICES

### Transfer files instantly over Wi-Fi

The days of having to email a file to yourself from your phone so you can access it on your desktop PC are long gone, because now there are much better and faster options available. You could use a cloud service such as OneDrive, Google Drive or iCloud, but Feem ([feem.io](http://feem.io)) is an even easier

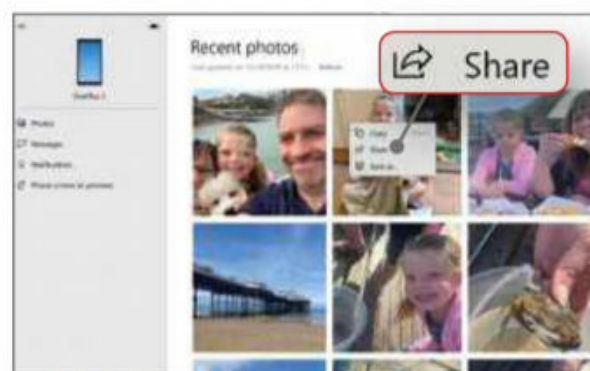
method. It sends files over your wireless network, so there are no size limits or third-party companies to worry about, and it works with all major platforms. You can resume a transfer easily if it's interrupted, and Feem works offline, too. If you don't want to install the app, you can use Feem's Webshare feature instead to transfer contents securely through your browser.

Feem is free to use on up to four Windows and Android devices, with unlimited file transfers and no ads. If you want to use it on an iPhone or iPad, you'll need to pay \$4.99 (£3.91) a year.

Use Feem to share files between devices over your wireless network

### View and save mobile photos on your PC

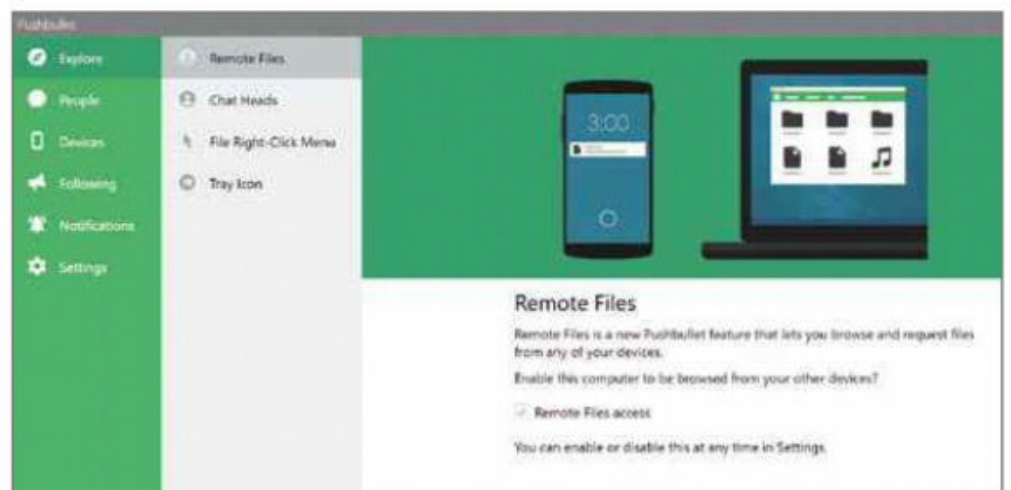
Microsoft's Your Phone desktop app lets you view your most recent photos from a connected Android device. Link your phone and PC together (see our Mini Workshop on page 43 for instructions), then click Photos on the left-hand side of the desktop app. Thumbnails of the 25 most recent photos will appear. Unfortunately, you can't increase the number of pictures available, but that may be enough for your needs. Right-click a photo for the option to copy, share or save it – or simply drag it from the app to your Windows desktop.



The Your Phone app lets you view recent photos from your phone on your desktop

### Browse your hard drive from your phone

As we'll explain later, with some free software you can access your PC remotely from your phone to find and transfer files (see page 45). However, you can also browse the contents of your PC's hard drive using Pushbullet. Install the app on your PC and Android device, then share a drive in Windows by right-clicking it in File Explorer and selecting Properties. Click the Sharing tab, select Advanced Sharing, tick 'Share this folder' and apply the changes. Make sure you sign into the same account on your PC and Android



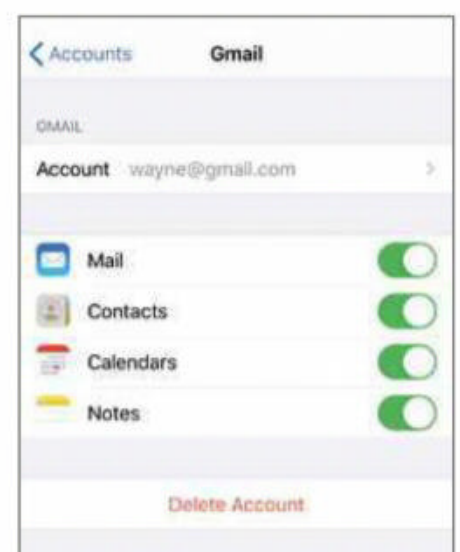
Browse the contents of your hard drive from your phone using Pushbullet

### Sync contacts between devices

Have you ever sent a message to a friend, only for them to reply "who is this?" because they haven't yet transferred their contacts to their new phone? It's annoying, isn't it? There's no excuse for it, either, because it's very easy to back up and sync your contacts. If you have an iPhone, you can do this using Apple iCloud, while Android users can do the same thing using Google Contacts (which also works with iOS).

We prefer Google Contacts because it not only syncs your contacts between mobile devices (phones and tablets), but also Gmail. The exact syncing process varies depending on which version of Android you have, but essentially you need to go into Settings, look for a Contacts option there and enable it.

On an iOS device, go into Settings, Passwords & Accounts. Here you should see an entry for Gmail. If you can't, tap Add Account and select Google. Sign in with your details and toggle Contacts to on. To view your contacts on your PC, go to [contacts.google.com](http://contacts.google.com).



Sync your phone contacts with your PC for easy access

### Share a clipboard between PC and phone

Copying an item from one application on your desktop PC and pasting it into another is simple, but wouldn't it be great if you could copy text and links from your PC and paste them into an app on your Android phone or iPhone? Well, thankfully, Pushbullet ([www.pushbullet.com](http://www.pushbullet.com)) lets you do



Pushbullet lets you copy and paste content between your PC and phone



## SYNC DESKTOP AND MOBILE APPS

### Sync your tabs, bookmarks and passwords

If Chrome is your browser of choice for both your PC and phone, it's easy to pick up your browsing on one device where you left off on the other. Make sure you're signed into the same Google account on both devices and that Sync is enabled, which you do by going into Settings in the respective browsers. You can also choose exactly when you want your browsers to sync. Once you've set everything up, browse the web as usual. You will be able to access your open tabs, bookmarks, history, passwords and other data on both devices. Sync can also log you into Google services, such as Gmail and YouTube, automatically.



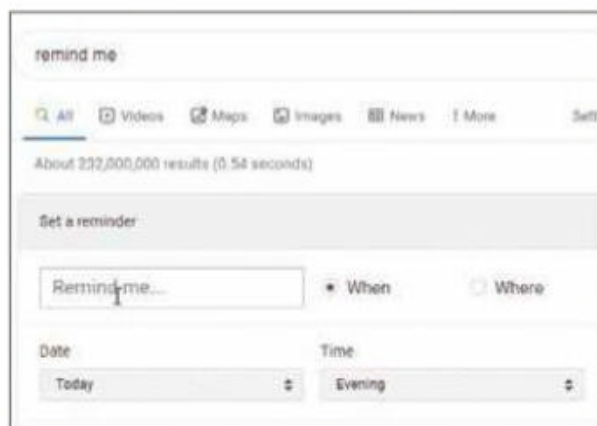
**Sync data between devices in Chrome to continue browsing where you left off**

Firefox Sync does much the same thing for Mozilla's browser. To use it, first create a Firefox account, then click the icon in the top-right corner and select Turn on Sync. Sign into your Firefox Account on your smartphone, and Sync will start to update the information across your connected devices.

Vivaldi's new Android app ([bit.ly/vivaldi485](https://bit.ly/vivaldi485)), which we looked at in a workshop in Issue 485, also syncs your browsing data between a PC and phone.

### Set mobile reminders via Google

You can ask Google to set reminders on your phone directly from your PC. Open your default web browser, make sure you're signed into the same Google account you use on your phone and



**Set reminders on your phone from your desktop using your Google account**

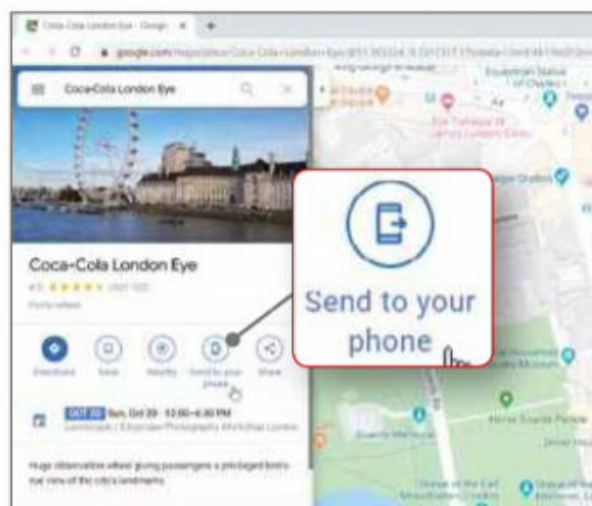
type **Remind me** into the search box on the Google homepage. A box will appear at the top of the results, which you can use to send a reminder to your phone or Google Assistant.

You can view every reminder you've set in Google by typing **Show me my reminders** into the search engine. This lists both future and past prompts.

### Send maps and directions to your phone

Google Maps is full of clever hidden tricks, some of which you'll know, while others you won't. One of our favourites is the 'Send directions' feature. Open Google Maps on your computer and search for somewhere you want to visit. A sidebar opens on the left with a number of buttons, which you can click to get directions, save the location, find out what's nearby and more. One of these is a 'Send to your phone' button, although if you have more than one device linked to your Google Account, you need to specify the one you want. Alternatively, you can send the details to your email address or text them to your linked mobile phone.

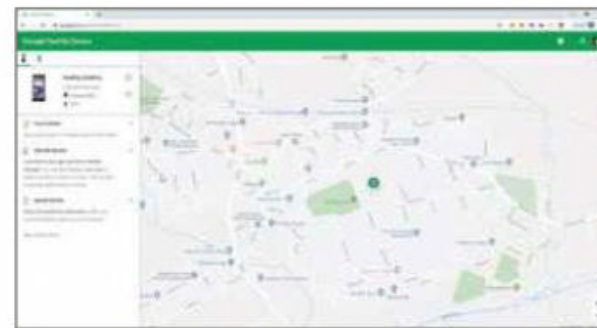
Finally, if you have a compatible in-car GPS system or device, you can even send locations from Google to your car. Find out more, and add your vehicle, at [bit.ly/2car487](https://bit.ly/2car487).



**Send Google Maps directions from your PC to your phone before setting off**

### Use a PC to locate your lost phone

We store vast quantities of personal data on our phones these days, including (but not limited to) photos and videos, contact details, text conversations, emails and even our banking information. Losing your phone can be disastrous, especially if you haven't backed up its contents to the cloud. Thankfully, you can use your PC to track down a missing device. If you have an iPhone with Find My Phone



**Don't panic if you mislay your phone – use your computer to track it down**

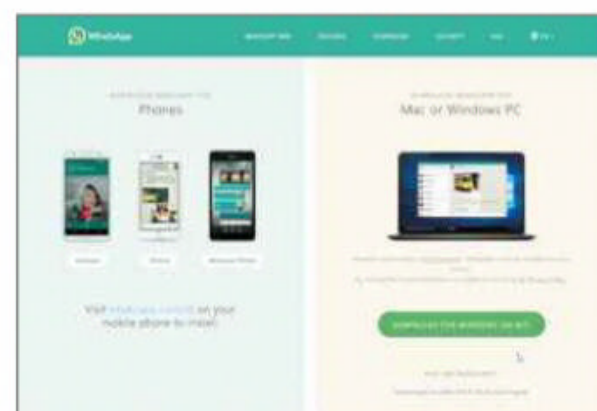
activated, simply go to [www.icloud.com/find](https://www.icloud.com/find) and log in using your Apple ID and password.

Android users can call on the power of Google to do much the same thing. You need to set up your phone first by opening Google Settings on the device and going to Security. Enable both 'Remotely locate this device' and 'Allow remote lock and erase'.

If your phone goes missing, type **Find my phone** into the Google Search box and it will list any phones or tablets associated with your Google Account. This includes any iPhones – although it will point you in the direction of [iCloud.com](https://www.icloud.com) for those. Select your missing device, and Google will show its last logged location on a map. You also have the option of ringing your phone, locking it or erasing its contents to stop your data falling into the wrong hands.

### Reply to WhatsApp and Messenger messages

The Facebook-owned Messenger and WhatsApp services let you chat and share images and links with friends from your smartphone, but you can use your PC for this, too. Both services offer desktop browser-based versions, which you can find at [www.messenger.com](https://www.messenger.com) and [www.whatsapp.com](https://www.whatsapp.com) respectively. Using these you can access all your previous chats, pick up where you left off and create a new message or a new group. In the case of WhatsApp you can



**You can send WhatsApp messages from your PC as well as your phone**

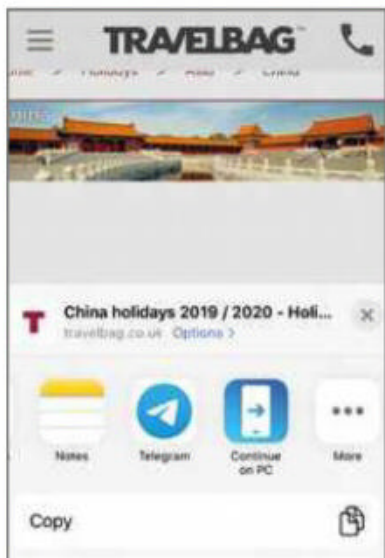


## MAKE YOUR PC & PHONE INTERCHANGEABLE

also download the desktop program for PC or macOS ([www.whatsapp.com/download](http://www.whatsapp.com/download)) and sign in using your account details.

### Pick up where you left off on an iPhone

Microsoft's Your Phone app only works with Android devices, but the company also offers an app called Continue on PC for iPhone ([bit.ly/copc487](http://bit.ly/copc487)). This allows you to browse pages on your Apple phone, then continue on your PC. To use it, first install the free iOS app, then on your PC select Start, Settings, Phone, 'Add a phone'. Once you've completed the setup process, you can browse the internet on your iPhone as you usually would. When you find a page of interest, tap the Share button in your mobile browser and select Continue on PC.



*Continue reading a web page from your iPhone on your Windows PC*

### Make and answer phone calls from your PC

Microsoft's Your Phone app (see our Mini Workshop below) is constantly gaining new features. One of the latest is the ability to answer incoming calls to your Android phone on your PC, and place calls directly from the desktop using the in-app dialer or contact list. What's more, you can use the app to decline an incoming phone call with a custom text or send it directly to your phone's voicemail. You can even view your recent call history and click a contact from the list to call that person. The app transfers calls seamlessly between your PC and phone.

This all sounds great, but there is a catch. At the moment, this feature is

available only to Windows Insiders who are running a test build of Windows 10. If you're not currently a Windows Insider but would like to be one, go to [insider.windows.com](http://insider.windows.com) and sign up there. This doesn't mean you'll end up installing an experimental version of Windows that's riddled with bugs: you can opt to join the Slow or Release Preview rings for more stable builds.

Microsoft will start rolling out its Your Phone update to non-Insiders shortly, but you need to be running at least the Windows 10 May 2019 Update to use the new feature. It will only be compatible with certain handsets, too.

As an alternative, install AirDroid ([bit.ly/aird487](http://bit.ly/aird487)) and use that to make and answer phone calls on your PC.

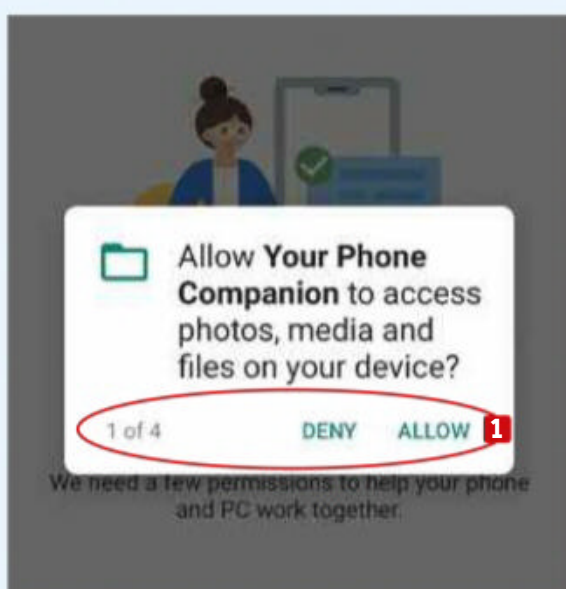


*Sign up to be a Windows Insider for the latest updates to Your Phone*

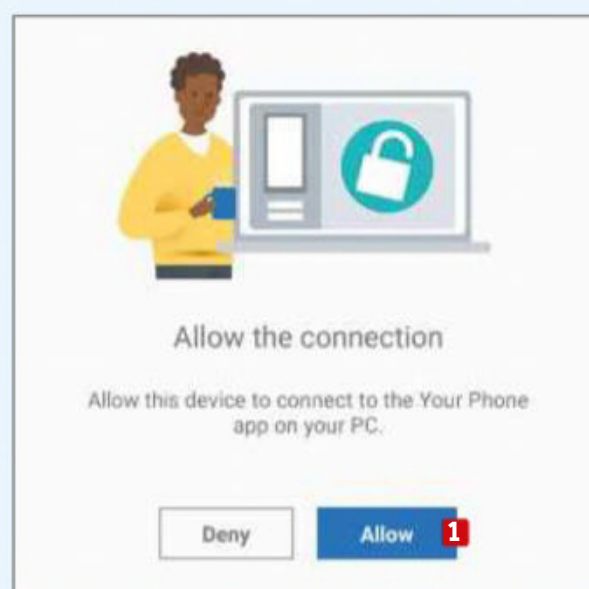
### Reply to text messages from your desktop

One of the most useful features of Microsoft's Your Phone app is the ability to view and reply to text messages from your PC. Install the app on your devices and make sure they are connected. Select Messages in the left-hand sidebar and then click the See Texts button on the right. A list of recent text messages from your phone will appear on screen. Clicking one brings up the full

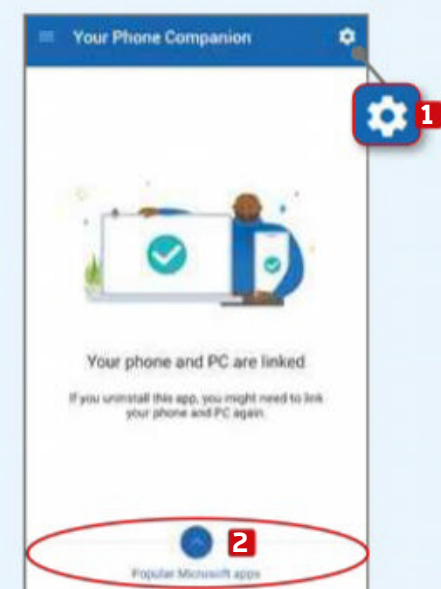
## MINI WORKSHOP | Set up Microsoft's Your Phone app for Windows 10



**1** Install Your Phone on your PC ([bit.ly/yphone487](http://bit.ly/yphone487)) and the Your Phone Companion app ([bit.ly/comp487](http://bit.ly/comp487)) on your Android device. Sign into the mobile app using your Microsoft account details (or create a new account if you don't have one). You need to give the app four access permissions for it to work. **1**

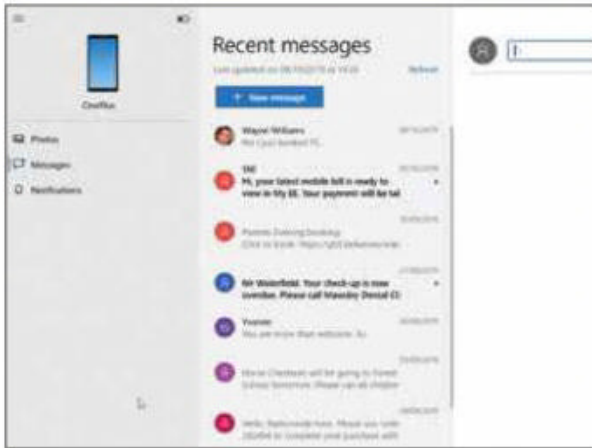


**2** Allow the Your Phone app to run in the background so it can keep your text and photos up to date. Confirm that your PC is ready, then open the app on your computer and allow the connection on your phone. **1** That's it! Your phone is now connected to your PC.



**3** You can choose not to send usage data to Microsoft while using Your Phone. Open Settings **1** in the companion app to check for updates, switch to a different Microsoft account or sync data over a mobile connection. The companion app also lets you explore other popular Microsoft apps. **2**





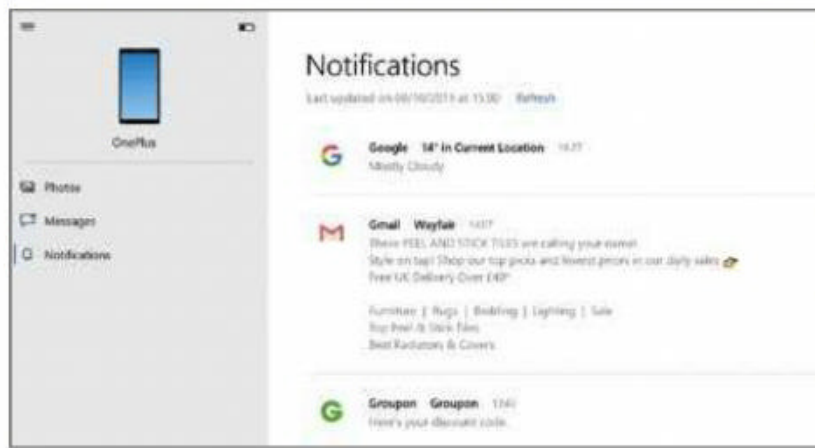
**Reply to text messages directly from your PC rather than your phone**

conversation. You can continue your chat from your PC as if you were using your phone, and even add emoji, GIFs and photos. The app also lets you compose and send new texts.

If you don't want to use Your Phone, try SendLeap ([bit.ly/leap487](http://bit.ly/leap487)) instead. This Android app lets you send and receive SMS, picture and group messages from your PC.

### View phone notifications on your desktop

The Your Phone app can display notifications from your Android handset, although you'll need to enable this feature first. In the desktop app, click Notifications, followed by the 'Open settings on phone' button. This does exactly what it says, and opens the settings screen on your handset. You'll see an option for Your Phone Companion. Tap the toggle switch and allow notification access. Once you've done that, a list of recent notifications

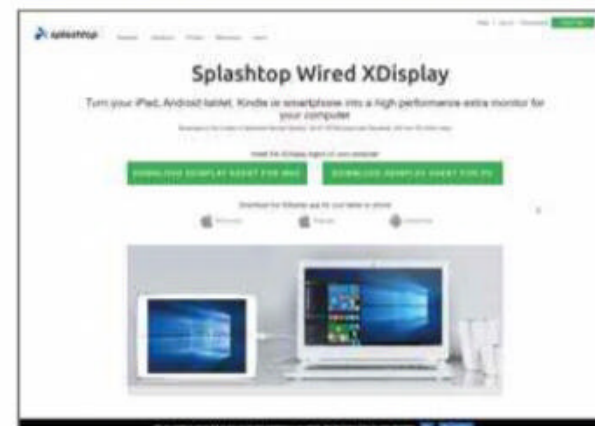


**Leave your phone in another room and get notifications on your PC**

– such as weather alerts, incoming messages, calendar events and news headlines – will appear on your PC. To remove a notification, click the 'x' to its right. You can also specify which apps can send you notifications, and refresh the page manually.

### Use your phone as a second monitor

Attaching a second screen to your PC or Mac gives you a real productivity boost.



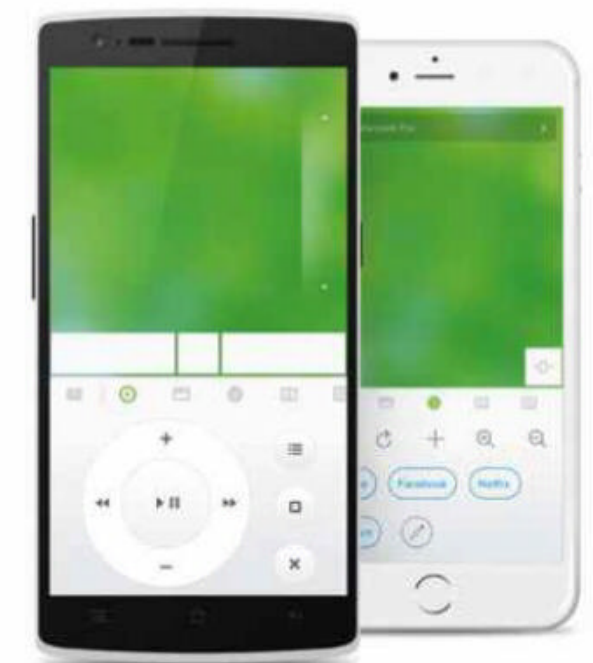
**Splashtop turns your phone or tablet into a second screen for your PC**

Usually you would need a graphics card with two ports and an additional monitor for this, but you can also use your phone or tablet as a small second display for things like email and social media. Splashtop Wired XDisplay ([bit.ly/wxd487](http://bit.ly/wxd487)) is a free tool that works with iPhone, iPad and

Android devices. Install the XDisplay Agent on your computer, then launch the app and connect your mobile device to your PC or Mac using a USB cable (or Lightning cable, if it's an Apple device). Your phone or tablet will instantly display what's on screen. You can adjust the frame rate and quality, and specify the resolution. While the app is free, it has a few time limitations. If you're satisfied that it does what you want, you can buy it for £6.99 on Android.

### Use your phone as a PC remote control

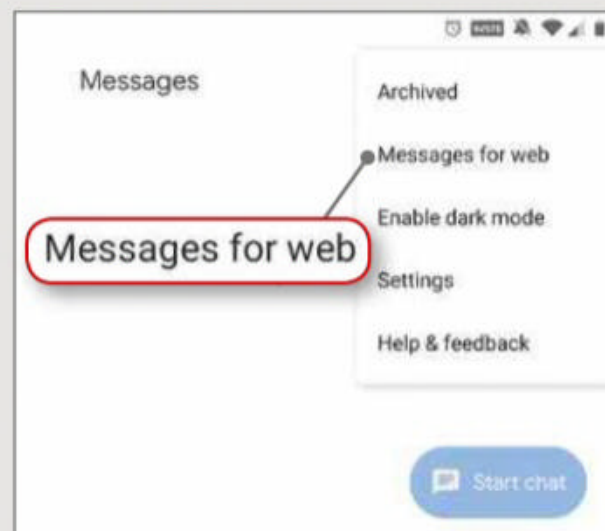
The best way to interact with your PC is still a keyboard and mouse, but a trackpad is the next best thing. You can turn your Android device or iPhone into a combination of mouse, keyboard and trackpad by installing RemoteMouse ([www.remotemouse.net](http://www.remotemouse.net)) on it. You'll need to install the Remote Mouse Server on your computer and connect your PC and phone to the same Wi-Fi network for it to work. The app supports all the standard mouse actions, including double-click, right-click, scroll and drag. The free version has some limitations, but you can expand its capabilities with in-app purchases, which cost between £1.51 and £2.79 per item.



**RemoteMouse turns your phone into a remote control for your PC**

## Send Android messages from your PC browser

It's possible to send and receive text messages from your computer using only your web browser. Open the Messages app in Android (if you don't have it, you can download it from [bit.ly/mess487](http://bit.ly/mess487)). Tap the hamburger button at the top right, then 'Messages for web' and select 'QR code scanner'. Next, on your PC, open your browser and navigate to [messages.google.com](http://messages.google.com). Use your phone to scan the onscreen QR Code. Your browser will ask you to allow notifications. Click Allow, then OK, so the website remembers your computer and you won't need to repeat the setup process again. Keep the browser tab open and you can view and reply to all incoming text messages. You can even add emoji, stickers and attachments to your messages through the web interface.



**Send and receive text messages directly from your desktop PC's web browser**



## Mirror your screen in Your Phone

Another new feature in Microsoft's Your Phone app is the ability to mirror your phone's screen. This allows you to interact with your phone's apps and other content directly on your PC by making a Wi-Fi connection between the two. While this will no doubt be a very useful feature when it launches, it's currently in preview only, which means you need to be a Windows Insider to use it. What's more, at the time of writing it only works on the Samsung Galaxy Note 10. It will be available for more Samsung devices in due course, before extending to phones from other manufacturers.

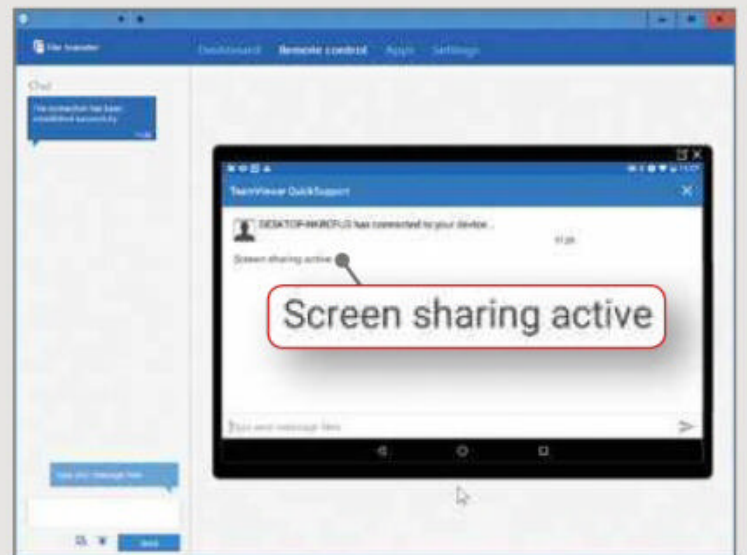
## Play mobile games on a big screen

Mobile games are designed to be played on small touchscreen devices, such as smartphones and tablets, but you can play them on a big screen if you use an Android emulator such as BlueStacks ([www.bluestacks.com](http://www.bluestacks.com)). The program doesn't link to your phone, so you can't play games you already own. Instead, it emulates an Android phone of your choice, and provides access to an app store, so you can download the games (and apps) you want from there. This means you'll have to start back at the beginning for any games you're already playing on your phone, so be warned. The app includes a key-mapping tool that lets you control Android games using your keyboard.

MEmu ([www.memuplay.com](http://www.memuplay.com)) is an alternative to BlueStacks that works in the same way and lets you run almost any app available from Google Play and beyond. It even offers a Multi-MEmu mode that you can launch from the

## Control your phone from your computer

For those of you who don't know about TeamViewer ([www.teamviewer.com](http://www.teamviewer.com)), it's an excellent program that's free for personal use and lets you take control of another person's PC from the comfort of your own home or office – with their permission, of course. This can be very useful, because it means you can help them solve any PC problems they're having without being there in person. You can also use the software to access your home PC while you're at work, and so on.



*Control your Android phone remotely using TeamViewer on your PC*

There's a TeamViewer app for controlling an Android phone remotely, too. Install the TeamViewer software on your PC or Mac, then install TeamViewer QuickSupport on your phone ([bit.ly/tvqs487](http://bit.ly/tvqs487)). The app provides a wealth of remote control and file transfer options.

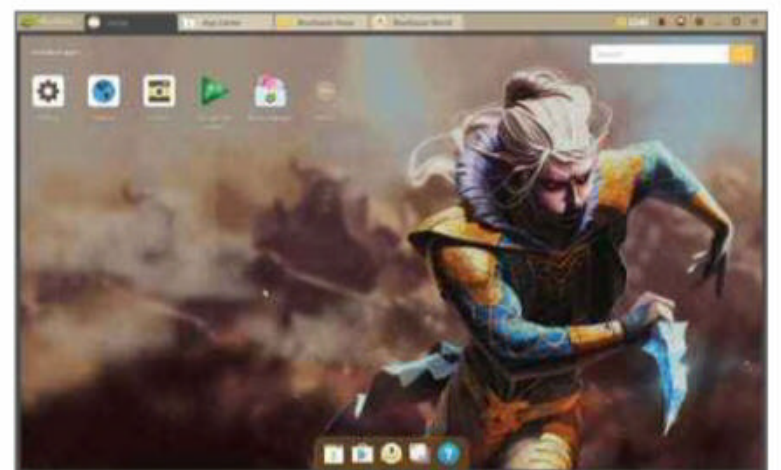
Another TeamViewer tool lets you access and control your PC from your phone. Install the TeamViewer for Remote Control app ([bit.ly/tvrc487](http://bit.ly/tvrc487)) on your mobile device, then install TeamViewer QuickSupport on your computer to make the connection.

AirDroid ([www.airdroid.com](http://www.airdroid.com)) is an alternative app that lets you do much the same thing. Free and paid-for Pro versions are available.

Start menu, and can run multiple emulator windows simultaneously.

In theory, you could run apps and games from your phone using a remote tool such as TeamViewer (see box above), but they may not run particularly smoothly. ■

*BlueStacks lets you run Android apps and games on your PC*



## NEXT ISSUE

on sale Wednesday 13 November 2019

## STOP LEAKING YOUR IDENTITY

Prevent hackers from stealing your passwords and other sensitive data



## PLUS...

- **DON'T PAY FOR OFFICE**  
Free alternatives to Microsoft's overpriced office suite
- **RENAME YOUR HARDWARE**  
Give your PC, phone and other devices more personal labels
- **RECORD YOUR SCREEN**  
Capture what you're doing without using software

**SUBSCRIBE TO WEB USER AT  
[SUBSCRIBE.WEBUSER.CO.UK](http://SUBSCRIBE.WEBUSER.CO.UK)**



# Delete your private data AUTOMATICALLY

Don't let sensitive information linger online and fall into the wrong hands. **Robert Irvine** explains how to make files, messages and other data vanish automatically after a specific length of time

## AUTO-DELETE YOUR ACTIVITY DATA FROM GOOGLE

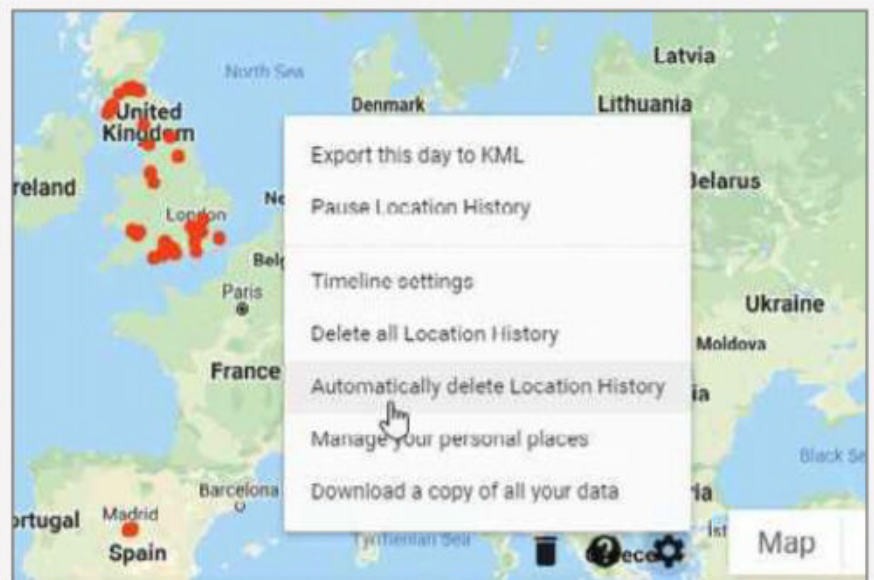
Google is notorious for hanging onto our personal information for longer than is necessary. The company claims that its data-hoarding tendencies are for our own benefit because they enable it to offer us more relevant search results, recommendations and, of course, adverts. Until recently, if you wanted to delete data from your Google account, you had to do so manually, but now new options let you remove at least some of your personal information automatically.

You won't be surprised to hear that the auto-delete controls are disabled by default. To activate them, log into your Google account ([myaccount.google.com](https://myaccount.google.com)) and click 'Manage your data & personalisation', then 'Manage your activity controls' to access your 'Activity controls' page

(you may also see a 'Turn on Auto-delete' link at the bottom of the Google homepage).

The first section is for Web & App Activity, and contains details of the things you do on Google services such as search, Maps and the Play store, as well as information taken from your Chrome history. Click Manage Activity, then 'Choose to delete automatically' and decide how long you want Google to keep hold of your data: for three months, 18 months or until you delete it manually. Click Next, then Confirm to save your preference.

Back on the 'Activity controls' page, select Manage Activity under Location History. Google uses your phone or tablet to track and store details of where you've been, even when you're not using a specific Google service such as Maps. The information appears as a timeline and a map of all the places you've been. Click the cog in the bottom-right corner of the map, choose 'Automatically delete Location History' and select your preference.

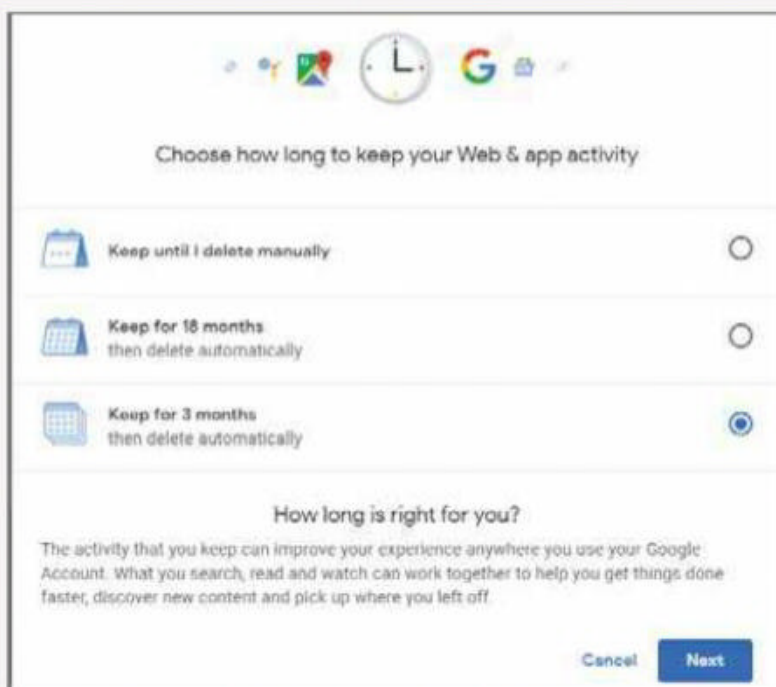


*Delete your Location History automatically to stop Google keeping track of your life*

Google also now lets you delete your YouTube History automatically after three or 18 months. This stops the site storing details of all the videos you've searched for and watched, and making 'suggestions' based on your viewing habits.

You can also access these 'Activity controls' using the Google app on your Android or iOS device. Go to More, Search Activity to switch on automatic deletion for Web & App Activity, then tap the menu button and choose 'Activity controls' for Location History and YouTube History.

If you'd rather Google didn't gather data about you in the first place, you can switch off its activity controls one by one. However, doing this only 'pauses' data collection, so you still have to delete your history manually for each Google service. Google says it will bring auto-delete controls to all its tools in due course.



*You can set Google to delete your web activity automatically after three or 18 months*

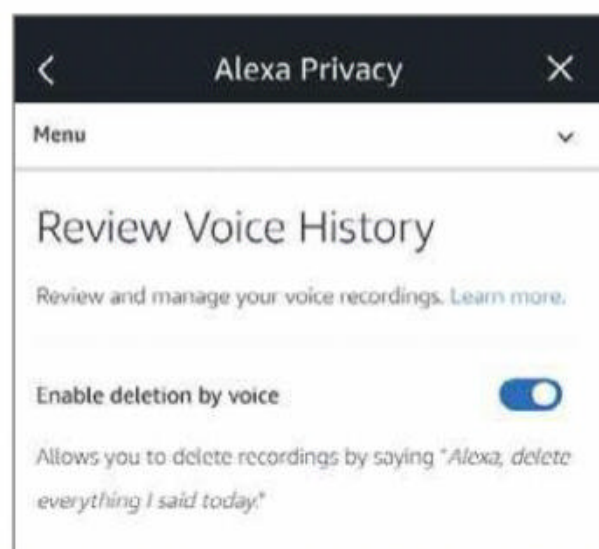




## Ask Alexa to delete your voice data

Amazon, Apple, Google and Microsoft have all admitted that their voice assistants record, store and share our spoken commands – although they’ve since revised their policies of letting human contractors review audio snippets. To address the privacy concerns of customers who use its Echo smart speakers, Amazon now lets you automatically delete all voice data that Alexa captures. You can do this in the Alexa app for Android and iOS by going to Settings, Alexa Privacy, Manage Your Alexa Data. Under ‘Manage your voice recordings’, turn on the option ‘Automatically delete recordings’ and choose whether to auto-delete data after three or 18 months. Alternatively, log into the Alexa Privacy Hub in your desktop browser ([bit.ly/alexa487](http://bit.ly/alexa487)) and activate the feature there.

Amazon has also introduced a new voice command, “Alexa, delete everything I said today”, to wipe everything you’ve asked the voice assistant since midnight. To use this



**Set Alexa to delete your data automatically or do it using your voice**

option, open the Alexa app, go to Settings, Alexa Privacy, Review Voice Data and choose ‘Enable deletion by voice’.

Similarly, for concerned Google Assistant users, Google promises that it will “soon automatically delete the vast majority of audio data associated with your account that’s older than a few months” ([bit.ly/googleaudio487](http://bit.ly/googleaudio487)). In the meantime, you can now say “Hey Google, delete the last thing I said to you” or “delete everything I said to you last week” to erase that data permanently.

## Delete your browsing data automatically

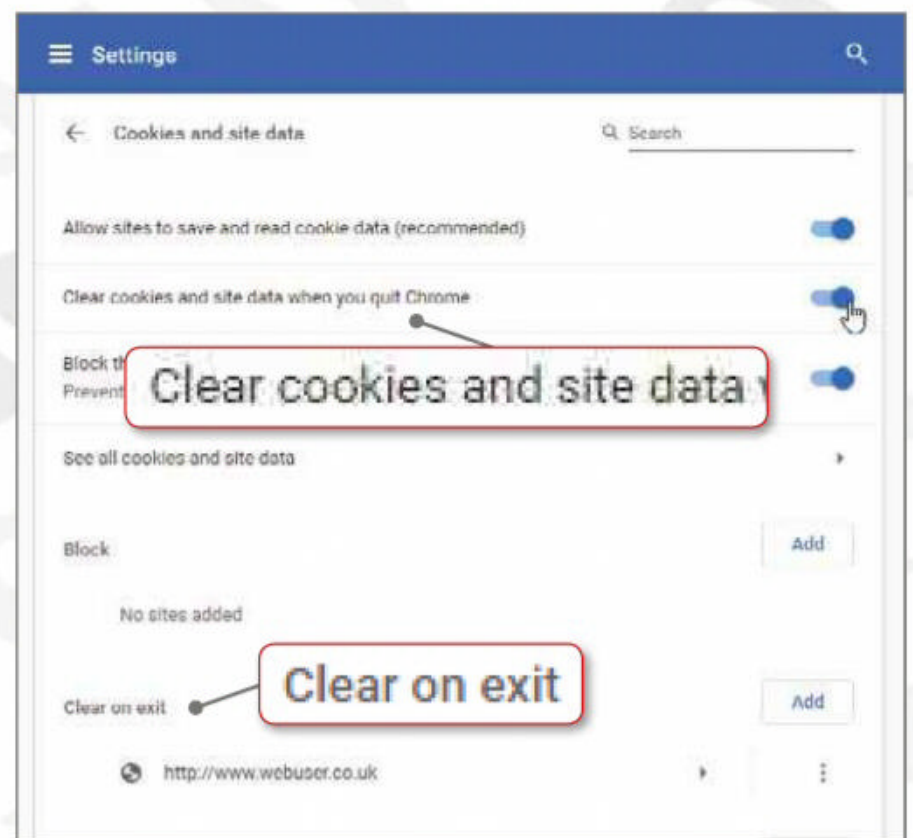
When you use your browser’s incognito mode, your computer doesn’t store details of the sites you’ve visited, but it’s easy to forget that this handy tool exists, and deleting data manually at the end of every session is a hassle. If you’re really concerned about your privacy, you can set your browser to delete cookies and other site data automatically every time you close it.

In Chrome, click the menu button, choose Settings, then scroll down and click Advanced. In the ‘Privacy & security’ section, select ‘Site settings’, ‘Cookies and site data’ and activate the option ‘Clear cookies and site data when you quit Chrome’. If that sounds too drastic, you can opt to delete only data for specific sites by adding their URLs to the ‘Clear on exit’ list.

To delete your browsing history whenever you exit Firefox, click the hamburger icon in the top-right corner to open the main menu, and choose Options, Privacy & Security. In the History section, either select ‘Never remember history’ from the drop-down menu or choose ‘Use custom settings for history’ to retain some data (such as search and form history) while clearing the rest.

## Empty your Downloads folder automatically

It’s easy to forget that the Downloads folder in Windows contains all the files you’ve downloaded from the web until you delete them manually or



**Set Chrome to clear your cookies and browsing history when you exit the browser**

move them elsewhere, and that these may include private documents, photos and videos. Likewise, files you’ve sent to the Recycle Bin remain there until you empty it. You can use Windows 10’s built-in Storage Sense feature to ensure these items don’t fall into the wrong hands.

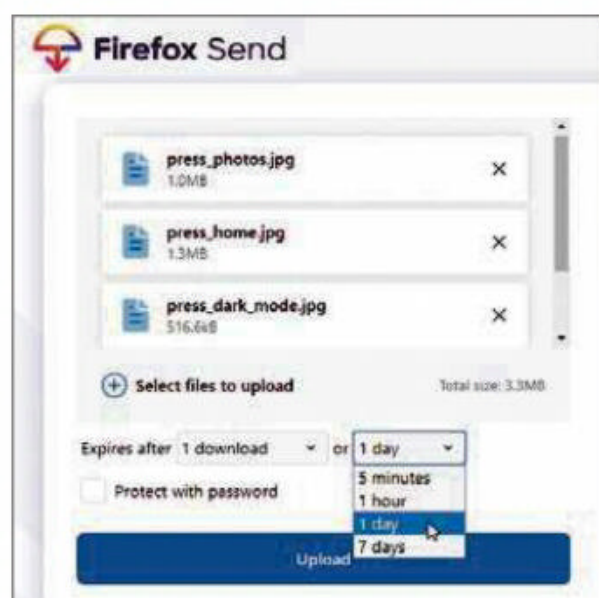
Open the Settings app from the Start menu and select System, Storage, then move the Storage Sense slider to On. Click the link ‘Configure Storage Sense or run it now’ and choose how often you want to perform a cleanup: every day, week or month, or when you’re short of disk space. In the Temporary Files section, specify when Storage Sense should delete files from your Recycle Bin and Downloads folder, such as when they’re 14, 30 or 60 days old. The feature works automatically and wipes *all* files from those folders, so take extra care to ensure you don’t lose anything important.



**Empty your Downloads folder and Recycle Bin automatically using Storage Sense**



# Auto-delete your private data



*With Firefox Send, you can make files you share online disappear after a set period*

## Delete private files automatically after sharing

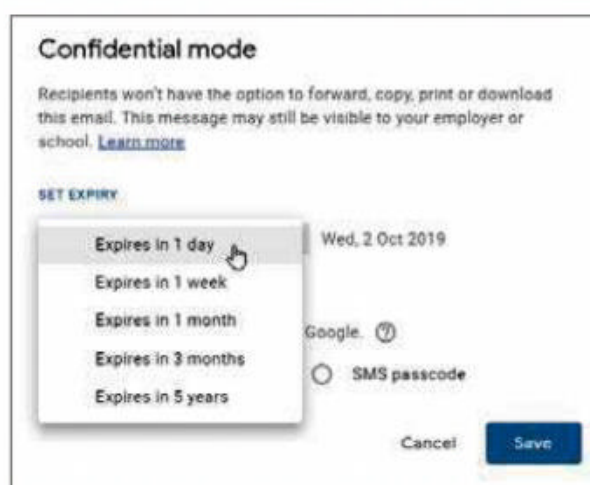
Sharing private files over the internet always requires a degree of trust – not only because they might be intercepted *en route*, but because you're relying on the recipient to be careful with them and to delete them if requested. Firefox's file-sharing service Send ([send.firefox.com](https://send.firefox.com)), which launched in March, gives you added peace of mind by offering end-to-end encryption for file transfers and letting you create download links that expire after a specific length of time or number of downloads. This helps to ensure that whatever you share remains private and doesn't stay online indefinitely.

Firefox Send couldn't be easier to use. Simply drag and drop your files, or click to upload them from your hard drive, then specify when the shared link should expire. You can set it to deactivate after between one and 100 downloads or a period from five minutes to seven days. For added security, you can protect your files with a password. Click Upload, then copy the link into the messaging service of your choice.

You can send up to 1GB of files without registering with Firefox Send, but signing up for a free account increases this limit to 2.5GB. Despite its name, Firefox Send works in any browser, and there's also a free app for Android ([bit.ly/send487](https://bit.ly/send487)).

## Set your sensitive emails to self-destruct

Email is not the most secure means of communication available. Even if you remove a sensitive message from your Sent folder, it will linger in the recipient's inbox until they choose to delete it. For this reason, when you need to share confidential information with someone by email, it's wise to send it in a message that self-destructs after a specific period of time.



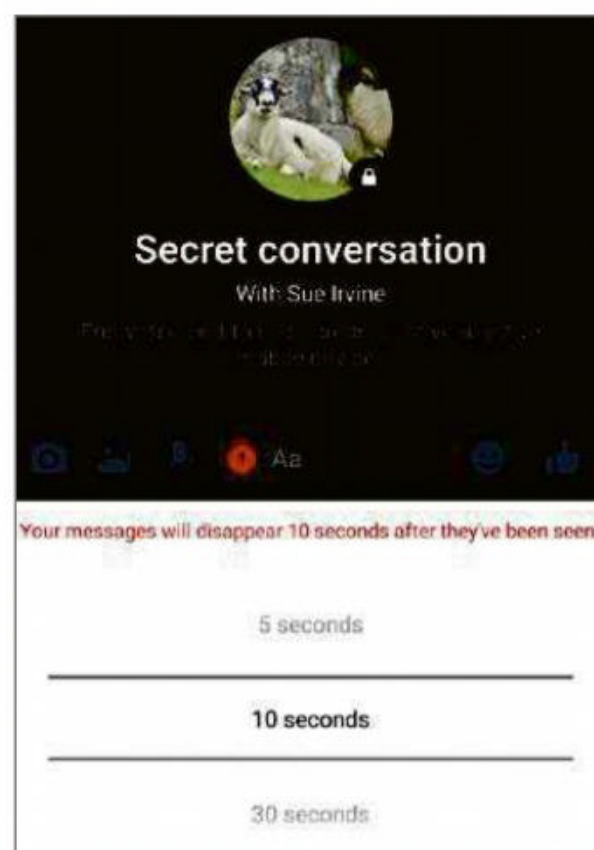
*Use Gmail's Confidential mode to make sensitive messages expire automatically*

Google added this useful feature to Gmail last year as part of the webmail service's new Confidential mode. To use it, compose a message as you usually would, then click the padlock-and-clock icon on the bottom toolbar to activate Confidential mode. Click the drop-down Set Expiry menu, choose when you want the email to self-destruct – from one day to five years – then click Save and Send. You can access the same option in the Gmail mobile app by tapping the three-dot menu in the top right.

The recipient won't be able to forward, copy, download or print your email, either, and for extra security you can lock the message with a code that they receive separately by SMS.

## Send self-destructing content from your phone

If you need to send passwords or other private information to people from your phone, the 'Secret chats' feature in Telegram ([telegram.org](https://telegram.org)) ensures that this data remains secure. Secret chats not only offer end-to-end encryption but also stop recipients forwarding your content and let you set messages, photos, videos and other files to self-destruct a certain time after they've been read or opened.



*Facebook's secret conversation tool lets you make private content self-destruct*

Start a new secret chat, select the recipient and set the self-destruct timer by tapping the clock icon and choosing the desired time limit. Now when you send a message or file, it disappears as soon as the timer has elapsed.

Facebook Messenger ([messenger.com](https://messenger.com)) offers a similar 'secret conversation' option. Open a normal conversation with the person you want to share private data with, then tap the 'i' info button and choose 'Go to secret conversation'. Like Telegram, Messenger lets you send messages, photos and videos in secret conversations, but not other file types. To set the self-destruct timer, tap the stopwatch icon and choose a period of time after which you want your messages to auto-delete. The words 'disappearing message' appear in the text-input field before you start typing, to show you that this feature is active. ■

## WHATSAPP TESTING SELF-DESTRUCT MESSAGES

Not to be outdone by rival apps Telegram and Messenger (see above), WhatsApp ([www.whatsapp.com](https://www.whatsapp.com)) is rumoured to be adding a feature that lets you set messages to expire after a fixed amount of time.

According to a blog post by reliable tipster WABetaInfo ([bit.ly/wabeta487](https://bit.ly/wabeta487)), the latest beta release of WhatsApp for Android (called v2.19.275) includes a Disappearing Messages option that lets users set messages to self-destruct from as soon as five seconds after they're opened to up to an hour. WhatsApp appears to be testing the feature for group chats, but is likely to offer it to individuals, too.

Third-party tools that add a self-destruct feature to the messaging service have been available for a while, but WhatsApp has clamped down on these recently. We'll be taking a closer look at secret hacks for WhatsApp in our next issue.





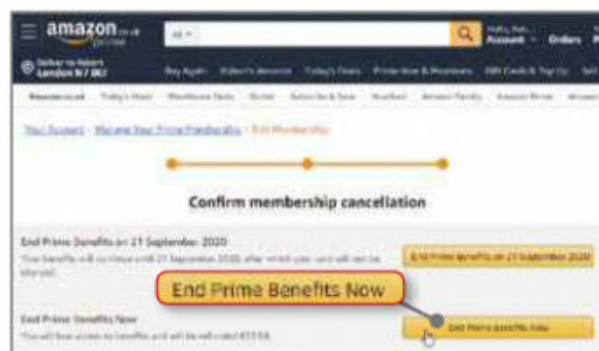
# UNSUBSCRIBE from online services

Don't keep paying for something you're not using. Robert Irvine explains how to cancel unwanted subscriptions – today!



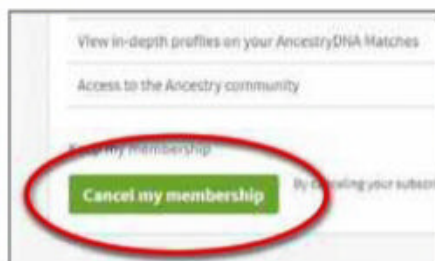
## AMAZON PRIME

On the Amazon website, click the Account & Lists menu to the right of the search box, choose Your Prime Membership and sign in. Click 'Update your settings' in the Manage Membership section at the top of the page and select 'End membership and benefits'. Ignore Amazon's attempts to make you reconsider, and instead click I Do Not Want My Benefits at the bottom of the next page, then 'Continue to Cancel'. Finally, click End Prime Benefits Now to unsubscribe from Prime – you may be entitled to a refund, depending on when your subscription started.



## ANCESTRY

To cancel an Ancestry subscription or free trial before you're charged, click your username in the top-right corner and select Your Account. In the Subscriptions section, click 'Cancel subscription' then scroll to the bottom of the page and select a reason for cancelling. Click



Continue, 'Continue to cancel' and finally 'Cancel my membership'.



## APPLE MUSIC

On an iPhone or iPad, go to Settings, [your name], iTunes & App Store. Tap your Apple ID at the top of the screen, then View Apple ID (you may need to sign in) and choose Subscriptions. Select your Apple Music subscription, tap Cancel Subscription, then Confirm to unsubscribe at the end of your current billing cycle.

If you're using an Android device, tap the three-dot menu button in the Apple Music app, choose Account, Manage Membership then Cancel Membership.

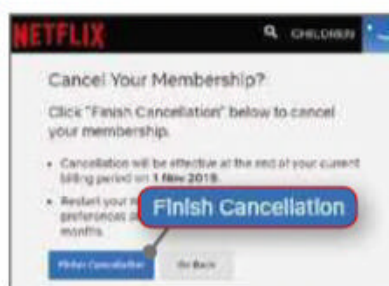
On a PC or Mac, you can unsubscribe through iTunes.

## MICROSOFT

To unsubscribe from a Microsoft service such as Office 365, Xbox Live or OneDrive's paid-for plan, sign into your 'Services & subscriptions' page ([account.microsoft.com/services](https://account.microsoft.com/services)) and find the unwanted subscription. Select 'Payment & billing', Cancel, then follow the instructions to confirm the cancellation. If your subscription is due to expire soon, choose 'Payment & billing', Change and then 'Turn off recurring billing' to avoid being charged.

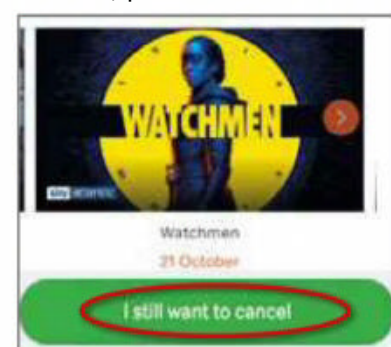
## NETFLIX

Go to the Netflix website, click your profile picture in the top-right corner and choose Account, then click the Cancel Membership button. Click Finish Cancellation to unsubscribe from Netflix at the end of your current billing period. You can restart your subscription at any time, and your viewing preferences and account details will be saved for 10 months.



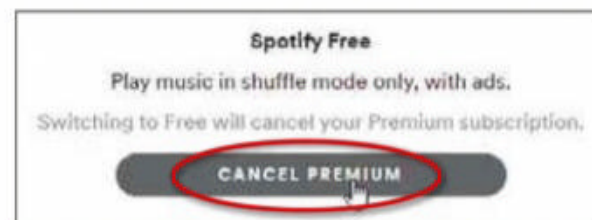
## NOW TV

On the Now TV website, select 'Passes & vouchers' from the drop-down My Account menu in the top-right corner. Select Cancel Pass, provide a reason for cancelling, then click through the attempts to get you to stay. Now TV may offer you a discount for the next few months to sway your decision, and you can restart your pass at any time if you change your mind.



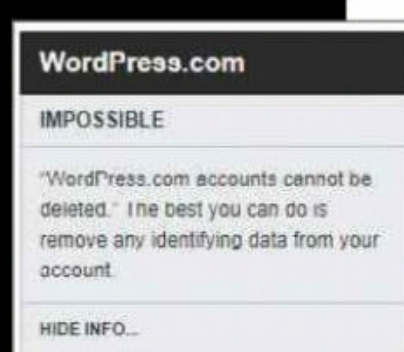
## SPOTIFY

Log into your Spotify account ([www.spotify.com/account](https://www.spotify.com/account)) and select Subscription in the left-hand menu. Click the 'Change or Cancel' button, then scroll to the bottom of the page and choose Cancel Premium. Click 'Yes, Cancel' and your account will revert to the free version of Spotify on your next due-payment date. If you subscribed through a third-party, such as your mobile provider, you'll need to contact that company directly to end your Spotify subscription. ■



## DELETE YOUR ONLINE ACCOUNTS


Cancelling a subscription is usually simple, but deleting an online account can be a lot trickier. The easiest way is to visit JustDelete.me ([justdelete.me](https://justdelete.me)), which offers advice and direct links to help you delete your accounts with hundreds of web services. Helpfully, each entry is colour coded to indicate how difficult it is to close your account: green for easy, red for hard and black for impossible. Members of the latter group include Evernote, GoDaddy, GMX, Steam and WordPress.





# Best Linux distros for old PCs

PCs with outdated specs don't have to be left gathering dust – a lightweight Linux-based operating system can breathe new life into your computer. **Steve Clark** boots up and compares six of the best Linux distributions for beginners



**Lubuntu** | [lubuntu.net](http://lubuntu.net) | ★★★★★  
FEATURES ★★★★★ PERFORMANCE ★★★★★ EASE OF USE ★★★★★



## What we liked:

Lubuntu is perfect for people who have only ever used Windows. It's an odd little hybrid: a Linux operating system that's based on Ubuntu and uses the LXQt desktop

environment. When you boot up the operating system for the first time, it greets you with a desktop that's not a million miles away from Windows. Big user-friendly icons appear down one side of the screen, while the taskbar offers shortcuts for File Explorer and Firefox. The numbers 1 to 4 that appear next to the Start button give the first hint that this is a streamlined operating system designed for efficiency. Click a number to switch to a new desktop.


This OS is instantly appealing and packed with modern tools, apps and even a game – the fiendish puzzler *2048*. The default installation includes the LibreOffice suite, email client Trojita is an ideal replacement for Outlook, and the VLC Player software makes a welcome appearance, too. Beyond the basics, Lubuntu provides quick access to a partition manager and tools for updating your software and drivers. You won't need to fiddle around in a Linux equivalent of Device Manager, either –

it's all right there in the Start menu. We even appreciated the colourful desktop wallpaper and trippy screensaver effects.

Yes, it's incredibly efficient and full of features, but Lubuntu's real strength is the user experience. Compared with the temporary, quick-and-dirty stylings of some rivals, this feels like a legitimate operating system. You could easily imagine swapping an old, insecure version of Windows for Lubuntu and feeling right at home with it in no time. That's because almost everything you need is included when it's installed.

## How it can be improved:

There isn't much to criticise with Lubuntu. It's speedy, responsive and packed with useful tools. While we didn't run into any deal-breaking problems, we did encounter a couple of frustrating quirks during our time with



the operating system. The screensaver occasionally kicked in even when the computer wasn't idle, for example, although that's easy to fix. More serious was that the software sometimes refused to acknowledge or respond to our PC's trackpad.

## OUR VERDICT

Lubuntu is as close to perfect as a lightweight operating system can get. It's ready to use right out of the box, with all the major tools you'd expect. Minor niggles aside, this is an OS you could really get used to.



**Linux Mint** | [linuxmint.com](http://linuxmint.com) | ★★★★★☆  
 FEATURES ★★★★★ PERFORMANCE ★★★★★ EASE OF USE ★★★★★

WebUser  
SILVER  
AWARD

## What we liked:

Linux Mint is another operating system based on Linux Ubuntu, which means it shares many similarities with our Gold Award winner, Ubuntu.

Everything about Linux Mint is easy to use. Big bold icons make navigation a breeze, while the liberal use of toggle switches simplifies the process of desktop management.

The Start menu is loaded with familiar programs, such as Firefox, Thunderbird and LibreOffice. Other less familiar tools come highly recommended, too, including the excellent Rhythmbox music app. As well as playing songs stored on your computer, this offers a nice selection of built-in streaming radio stations covering both general pop and rock and eclectic tastes, plus a handful of American college radio stations.

Head to the Start menu's Administration section for a glimpse of what Windows' Control Panel should be like. From backups to boot repairs, it offers clean, clear, user-friendly device management.



## How it can be improved:

Once again, the Linux operating system proves hard to beat. We'd like to see a few more familiar apps, particularly in the multimedia section, and a game or two wouldn't go amiss for those moments when you need a quick break. That supposedly 'minty' colour scheme needs to go, too.

## OUR VERDICT

Another near-perfect Windows replacement, Linux Mint is quick, slick and ready to go from the moment you boot it up. Given the similarities between this and Ubuntu, we suggest trying both to see which you prefer.

**TinyCore Linux** | [www.tinycorelinux.net](http://www.tinycorelinux.net) | ★★★★★☆  
 FEATURES ★★★★★ PERFORMANCE ★★★★★ EASE OF USE ★★★★★

WebUser  
BRONZE  
AWARD

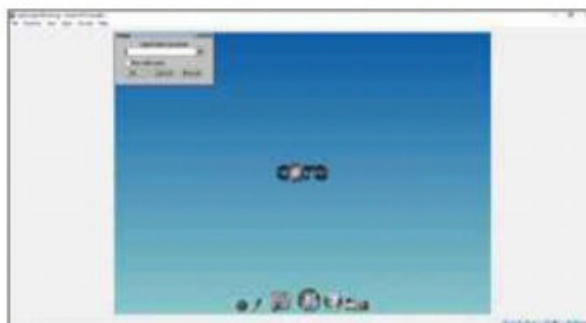
## What we liked:

TinyCore is positively minuscule. Clocking in at just 15MB, it's by far the lightest of all our lightweight contenders.

As you'd expect, this means TinyCore isn't packed with tools. By default, it offers a basic text editor, control panel, run command and the option to mount a file, all from a dock reminiscent of a cut-price macOS.

To expand TinyCore's abilities, you need to use the Apps tool. The method of adding new apps isn't immediately obvious, but it's easy when you know how: select Apps and choose the fastest mirror, then click the Apps button and choose Cloud (Remote), then Browse. This presents you with an impressively long list of downloadable apps. Click each file name to find out more. Once you've found what you're looking for, click Go to start the download.

You can access your apps at any time by clicking the desktop and using the context menu. From here you can also create a New Desktop.



## How it can be improved:

Navigation is TinyCore's biggest issue. True, there's not much to navigate, but what there is can seem counterintuitive. To compound the problem, apps are confusingly named, making it difficult to find what you want. This is a serious problem when you have to download everything beyond the bare essentials.

## OUR VERDICT

TinyCore is the smallest of all the operating systems we've reviewed, so it should work on even the oldest PCs. By default, however, it lacks most of the tools modern PC users expect, so be prepared to install everything you need manually.

## BEST OF THE REST

### Peppermint

[peppermintos.com](http://peppermintos.com)


Peppermint is also based on Ubuntu, although it's not quite up to the standard of our Gold Award winner. Icons are smaller, making it fiddly to use, and it comes with fewer installed apps. All the Office apps connect to internet services such as Google Drive and Microsoft Office Online, for example. The built-in ad blocker, which stops advertising sites and services connecting to your computer, is a nice addition, though.



### Puppy Linux

[puppylinux.com](http://puppylinux.com)


Booting up Puppy Linux is like playing fetch with a tired old sheepdog – it takes far too long. It's not the easiest OS to navigate, either, and its app-strewn desktop only makes this worse. The apps are bog-standard, no-name varieties, too, including a text editor called Write and a paint app called – you guessed it – Paint. Despite the lack of big names (Pale Moon is its browser of choice, for example), it comes with perhaps the largest number of apps we've seen.



### Raspberry Pi Desktop

[bit.ly/rpdt487](http://bit.ly/rpdt487)

The Debian-based Raspbian OS is designed for Raspberry Pi, but that needn't stop you trying it out on other computers. The interface feels like something created for schools rather than the home, but it comes with a host of classic apps, including the Chromium browser and some practical coding tools. You might need to fire those up, too, because installing new apps on Raspbian can be tricky. Oh, and the taskbar is at the top of the screen, which is sure to catch a few people out.







# Practical WebUser

16 pages of workshops, tips, projects and problem solving

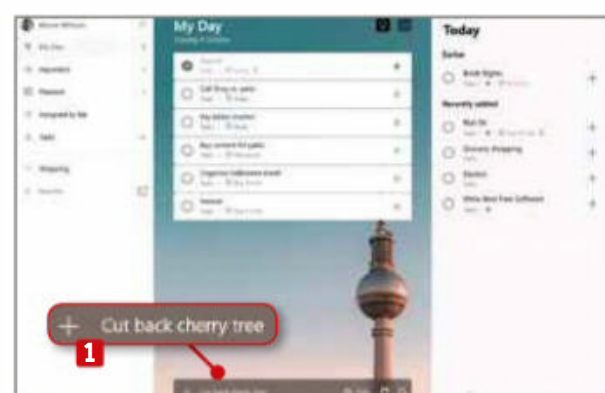
## Manage your life with Microsoft To Do

Microsoft recently updated its To Do task-management tool with a fresh new look and extra features. Here's what you need to know

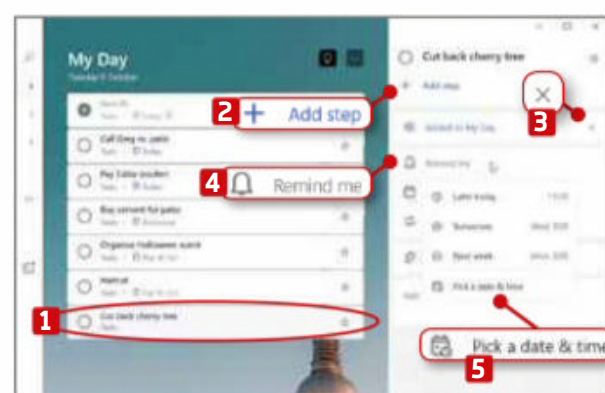
To Do: [bit.ly/todo487](https://bit.ly/todo487) | 20 mins |

If you're trying to manage lots of different things in your life, a to-do list can help you ensure you don't forget any of them. Microsoft To Do is one of the better free task-management apps, and is based on Wunderlist, a popular program that the software giant acquired a few years ago. Recently

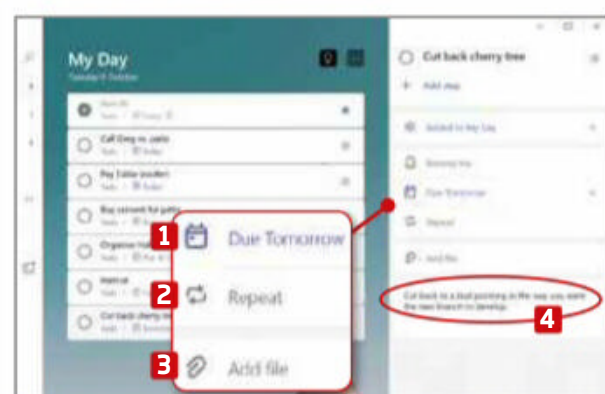
updated to look and behave more like Wunderlist, Microsoft To Do is available for all the most popular platforms, including Windows, macOS, iOS, Android and the web. It also integrates with Microsoft's personal assistant, Cortana, so you can add new tasks quickly and easily using your voice.



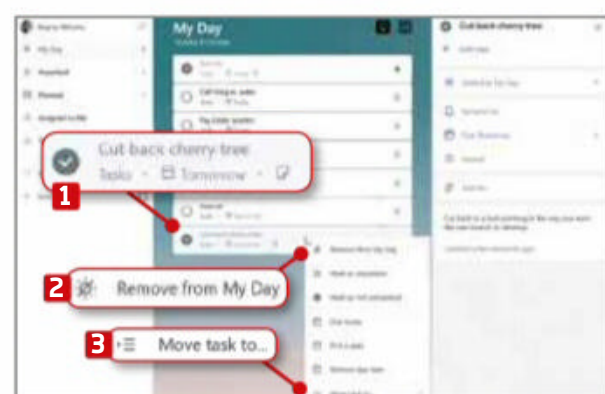
**1** Microsoft has designed To Do to be very simple, so you don't have to worry about getting to grips with a complicated interface. To get started, sign in using your Microsoft account details, then click the Add Task button at the bottom of the My Day daily planner. **1** Type in a name for your task.



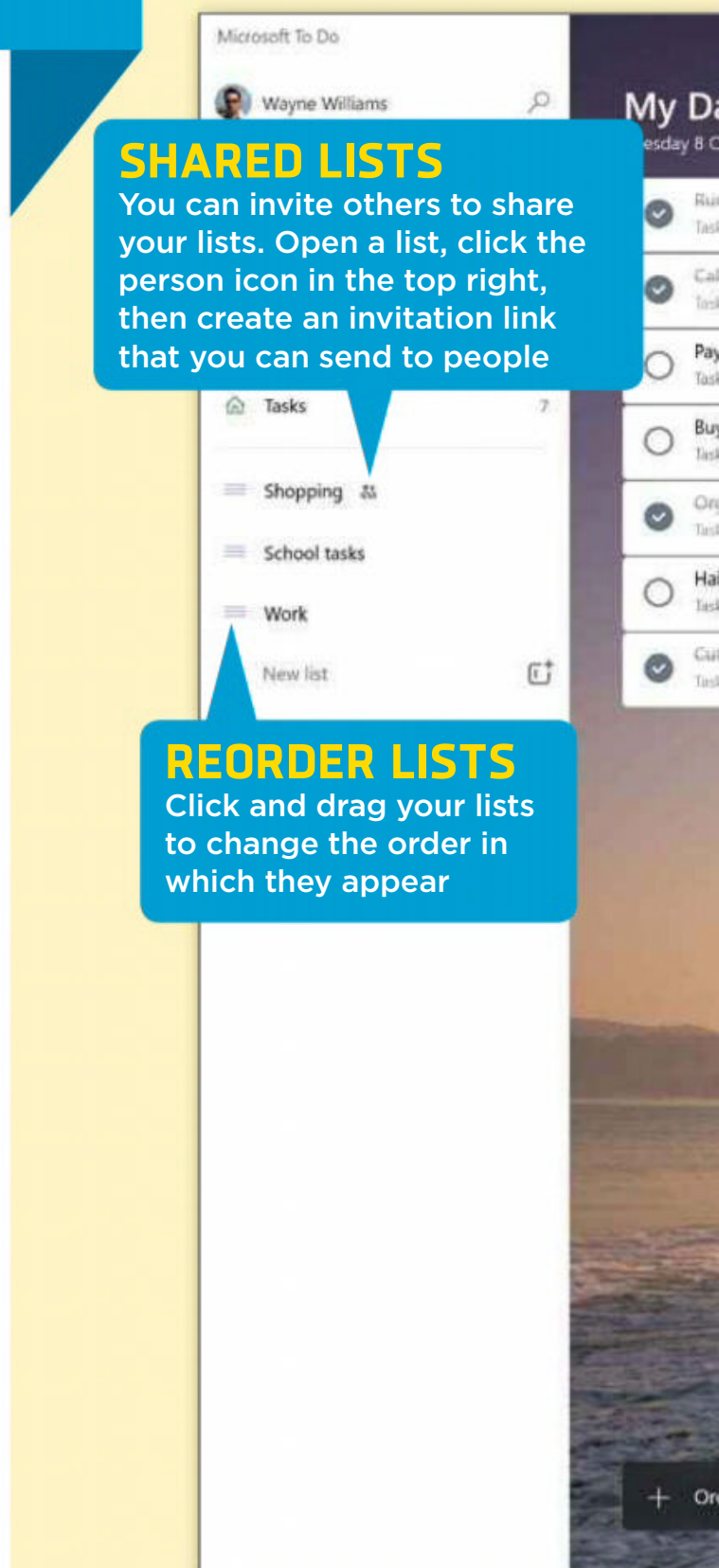
**2** Press Enter and the task appears in the daily planner. **1** Click the entry to open a sidebar with additional options. From here you can add any further steps you need to take to complete your task, **2** remove it from My Day **3** and set a reminder. **4** Choose a time and date **5** or select one of the preset options.



**3** You can also add a due date for the completion of your task. **1** Either choose from the preset options or enter your own date. If it's a regular event, you can set it to repeat **2** at the appropriate interval. You can also attach a file **3** and add some notes. **4**



**4** When you've finished a task, click the circle to its left to mark it as complete. **1** A tick appears and the task's name is crossed out. Right-clicking a task brings up a context menu with options to remove it from My Day, **2** change when it's due and move the task to a list. **3**



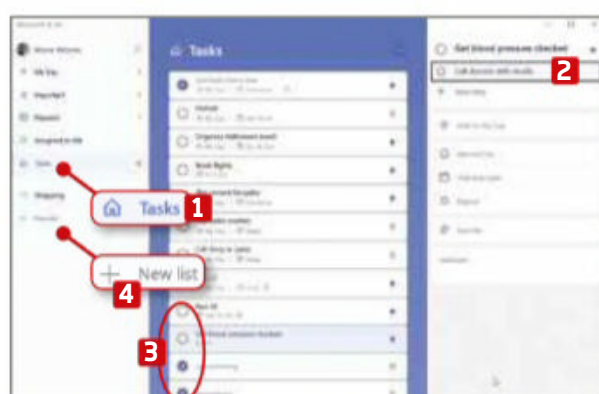
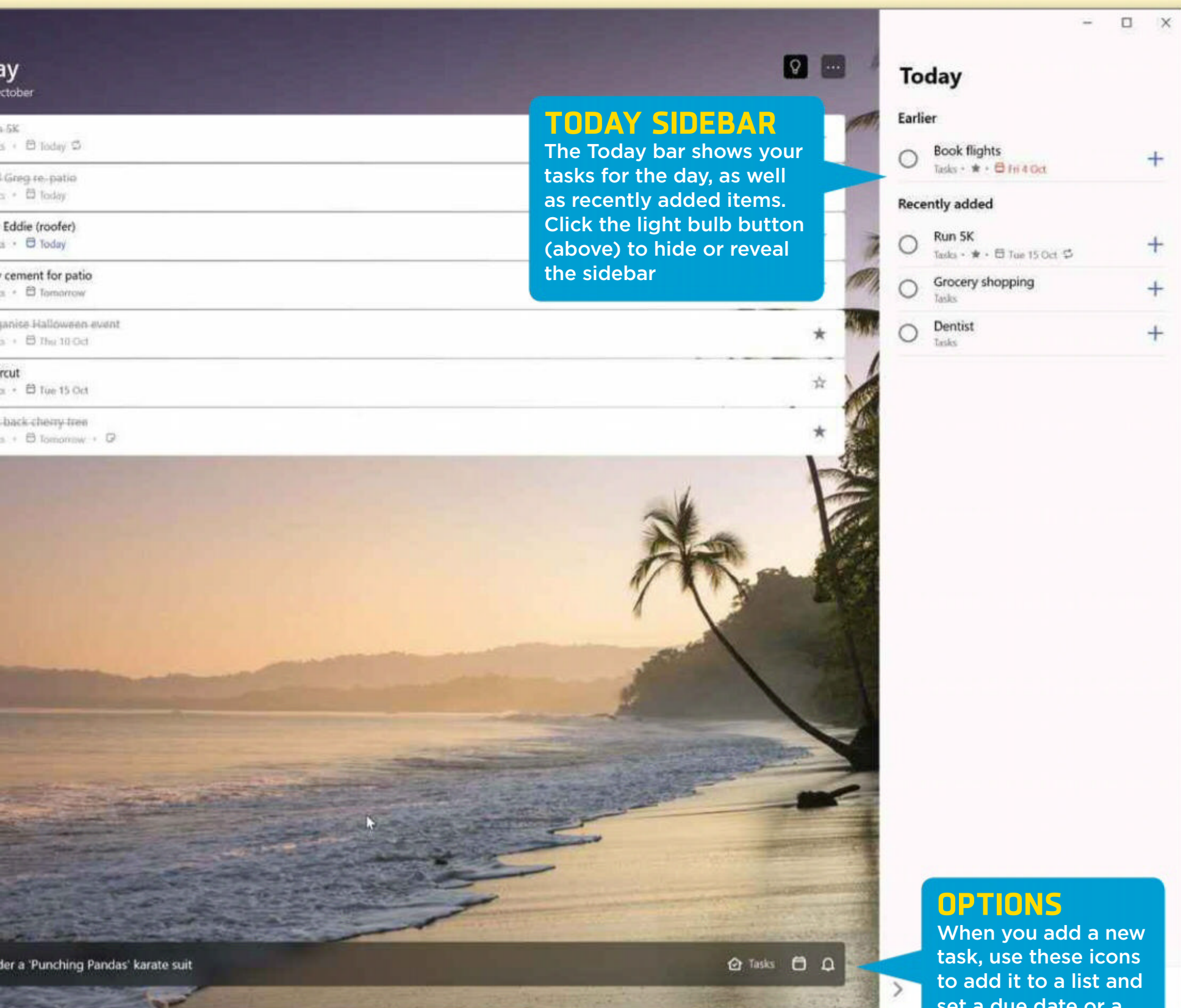
### SHARED LISTS

You can invite others to share your lists. Open a list, click the person icon in the top right, then create an invitation link that you can send to people

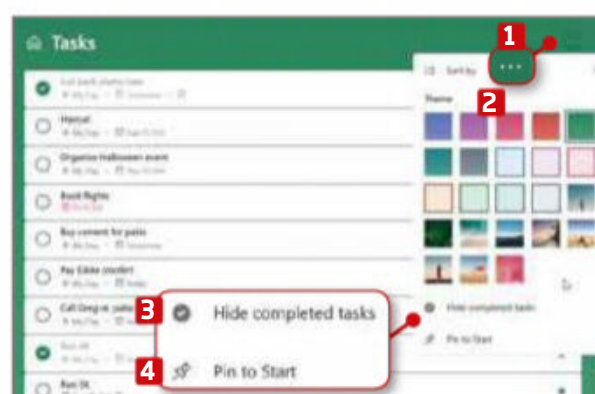
### REORDER LISTS

Click and drag your lists to change the order in which they appear

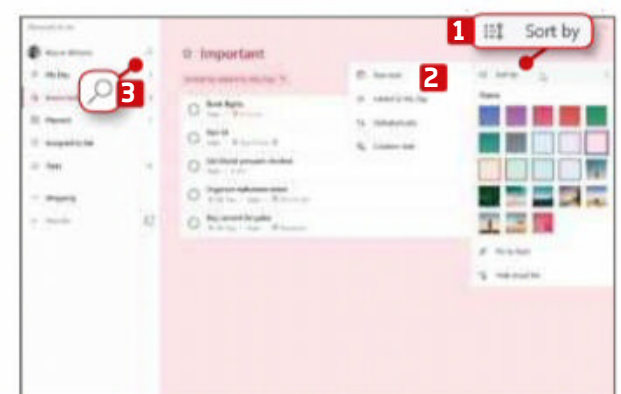




**6** Clicking the Tasks option **1** shows everything you've ever added to Microsoft To Do, including tasks you have completed. Click a task to edit it, **2** or click the circle to the left of a task **3** to toggle between complete and incomplete. You can also create lists. **4**



**7** If you want to customise the way each screen looks, click the three dots in the top-right corner. **1** Here you can choose a theme (either a gradient colour or one of the images provided), **2** set the app to hide completed tasks **3** and pin it to the Start menu. **4**



**8** The 'Sort by' option **1** lets you reorder the tasks on that screen by due date, creation date, alphabetical order or whether or not they've been added to My Day. **2** If you need to find a particular task, click the Search icon next to your name. **3**





# Back up and restore files using free software



Duplicati: [www.duplicati.com](http://www.duplicati.com) | ⌚ 30 mins | 🖥️ 7, 8, 10 🍏 macOS 🐧 Linux

## EXPERT TIP

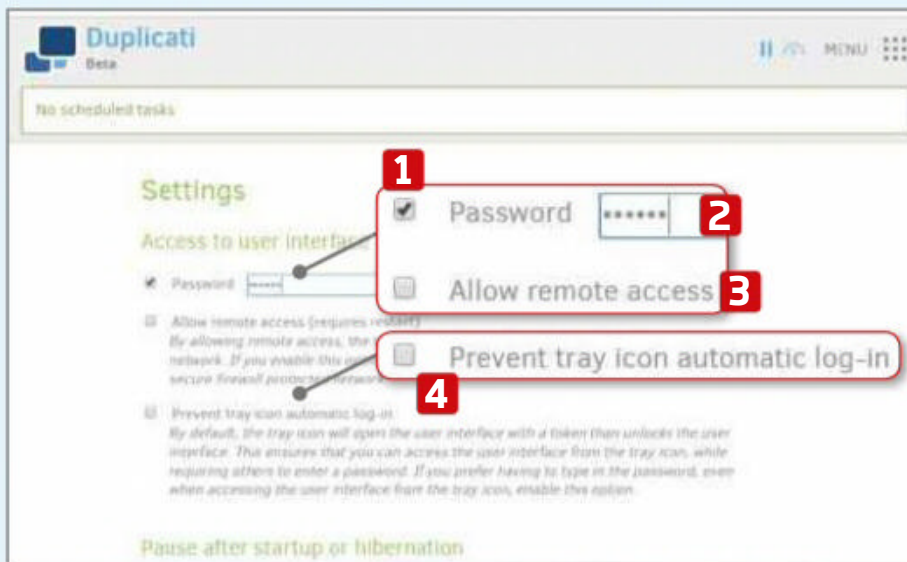
### Andy Shaw says

The graphical user interface is just a friendly front-end to help you set up tasks in the software's command-line interface. If you're feeling brave, you can ignore the graphical interface and run the software directly from the command-line utility. Find the Duplicati 2 program folder and run Duplicati.CommandLine.exe. You'll find a list of commands you can type to control the software at [bit.ly/dupcli487](https://bit.ly/dupcli487).

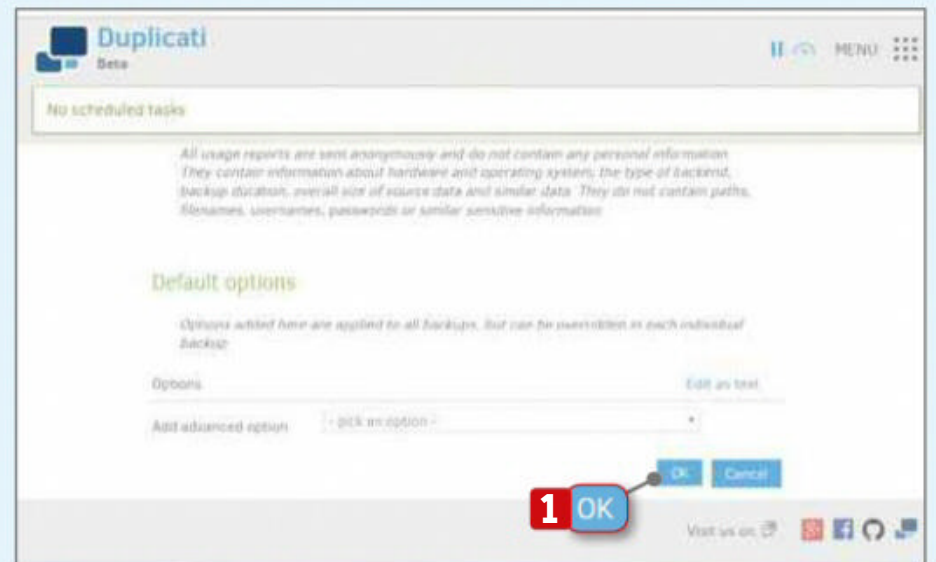


**A**s anyone who has ever lost an important file will tell you, backing up your PC is one of the most important tasks there is. Finding the right tool to do it can be tricky, however. Many of the best tools cost money, or if they offer free versions, they're stripped-back shadows of the full software and are designed to leave you wanting more.

Duplicati isn't like that. This open-source software is completely free, even if you use it for work. It's different to most backup software because the interface runs in a browser, so configuring a backup is a bit like filling in a web form. You still have to install the software on your PC, but it can save your backup anywhere, from a local hard drive to your preferred cloud storage.



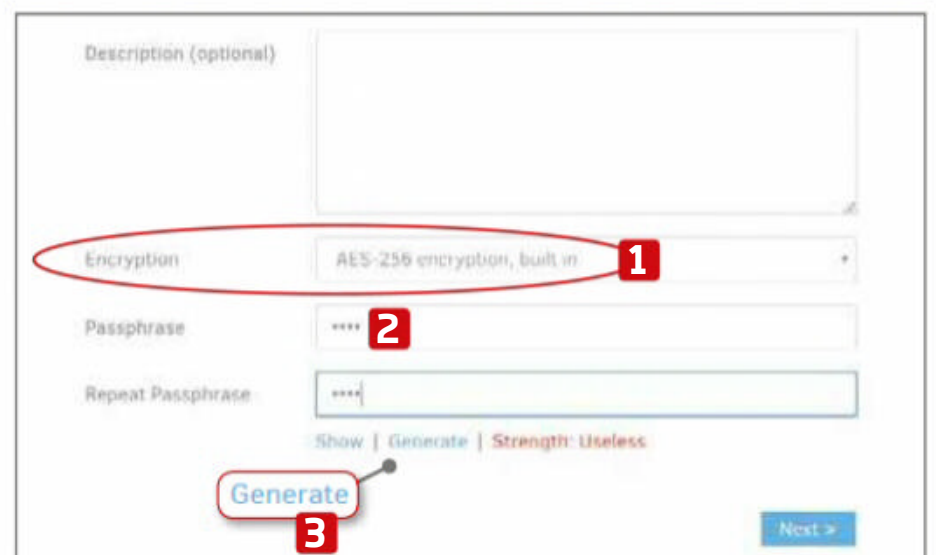
**1** When you first run the software, it advises you to set a password if more than one person uses your PC. Click Yes, tick the box next to Password **1** and type a secure password into the box to the right. **2** You can also choose whether or not to allow access from remote PCs **3** and whether you want to log in automatically. **4**



**2** There are more options below these, but you can explore them later by choosing Settings from the Menu. Scroll to the bottom of the page and click OK. **1** The software prompts you to Sign In by retyping your password. Before you go any further, open the hard drive or storage you plan to use for your backup, and create a folder to store it in.

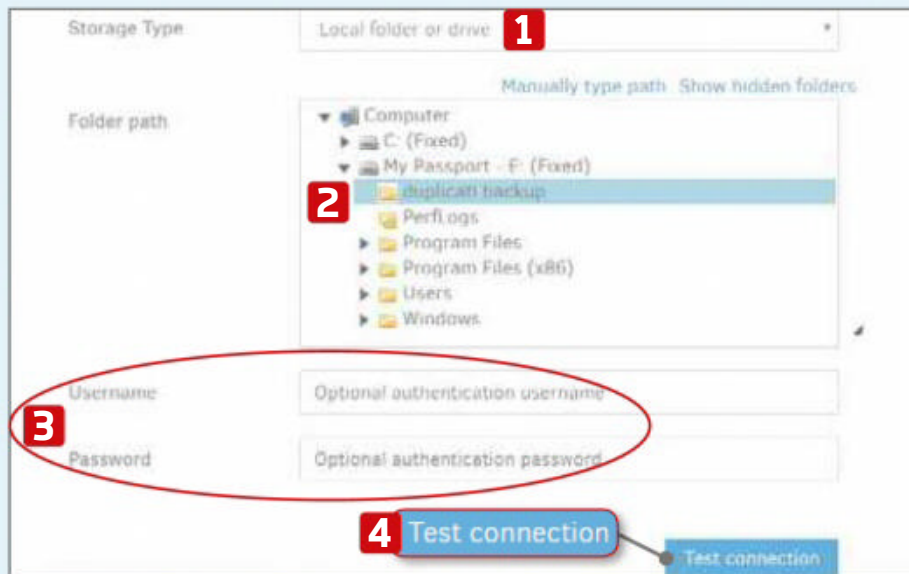


**3** The screen is blank to start with, and displays the message 'No scheduled tasks'. Click Menu **1** and select 'Add backup'. Choose the 'Configure a new backup' option, **2** then click Next. **3** There are five stages to configuring a new backup. In the first step, you can give the backup a name and a description if you wish.

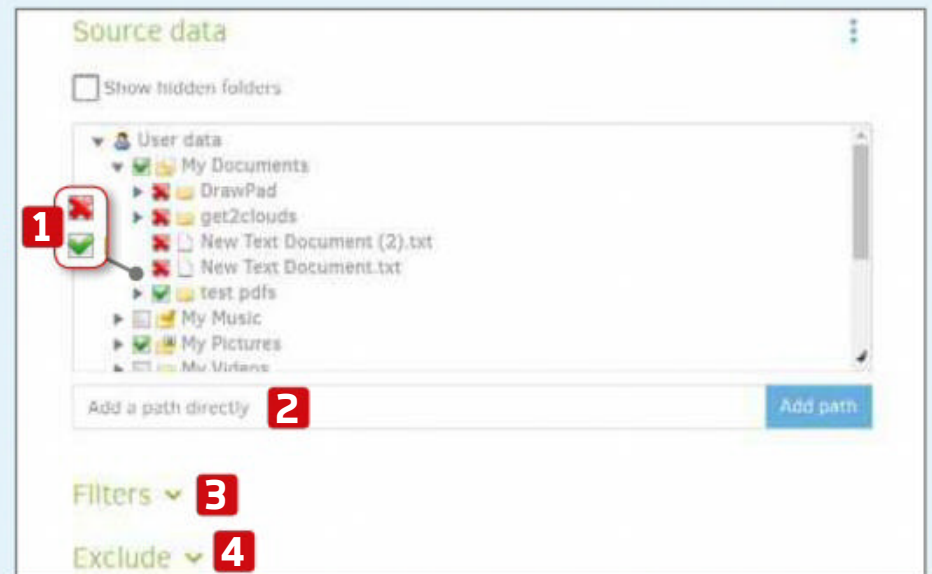


**4** Scroll down and decide whether or not you want to encrypt your backup. Encrypting the backup makes it more secure, but the software will take longer to create it and restore it again. Select a level of encryption from the drop-down box **1** and type in a passphrase **2** or generate a random one. **3** Repeat the passphrase and click Next.

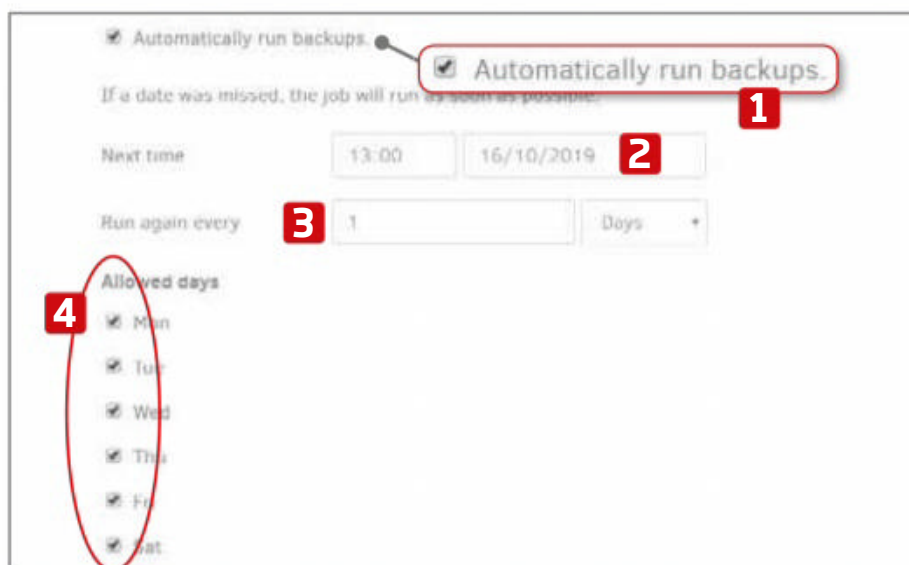




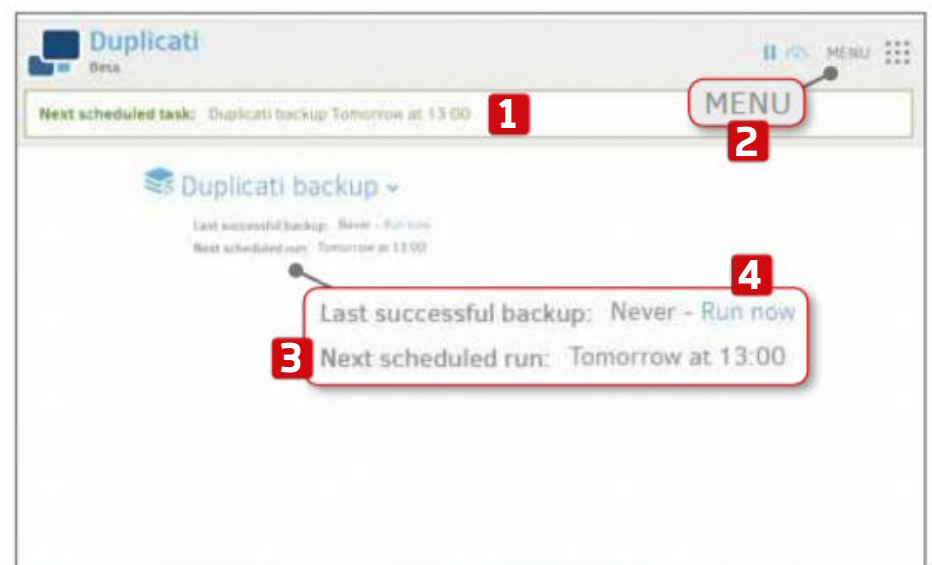
**5** On the Destination screen, click the drop-down menu **1** to select the type of storage you're going to use. Then choose the 'Folder path' of the folder you created in Step 2. **2** You can also set up a Username and Password to limit access if you wish. **3** Click 'Test connection', **4** then scroll down and click the Next button.



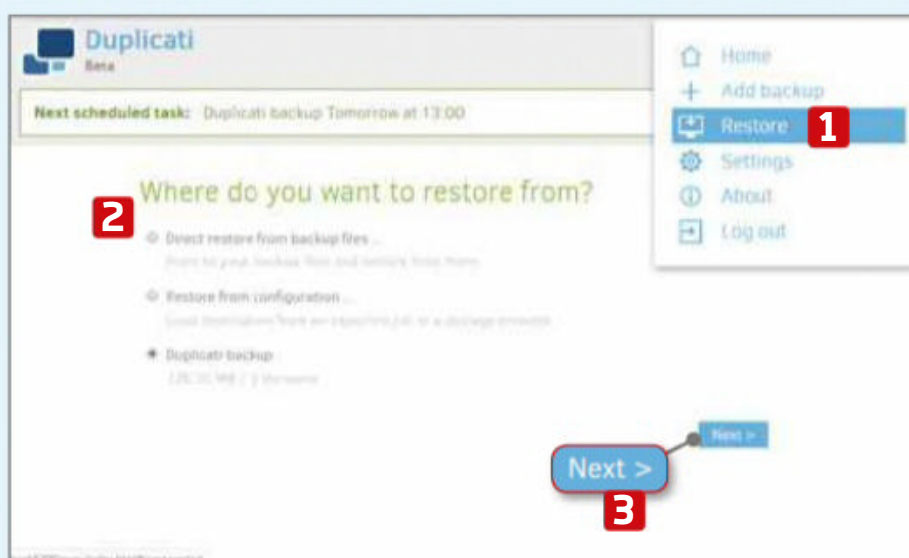
**6** The 'Source data' section is where you select the files you want to back up. You can tick or cross the boxes next to folders, **1** add a path by typing it into the box, **2** use Filters **3** to find particular files or file types and Exclude **4** various items, such as hidden files, system files and those that are over a particular size. Click Next.



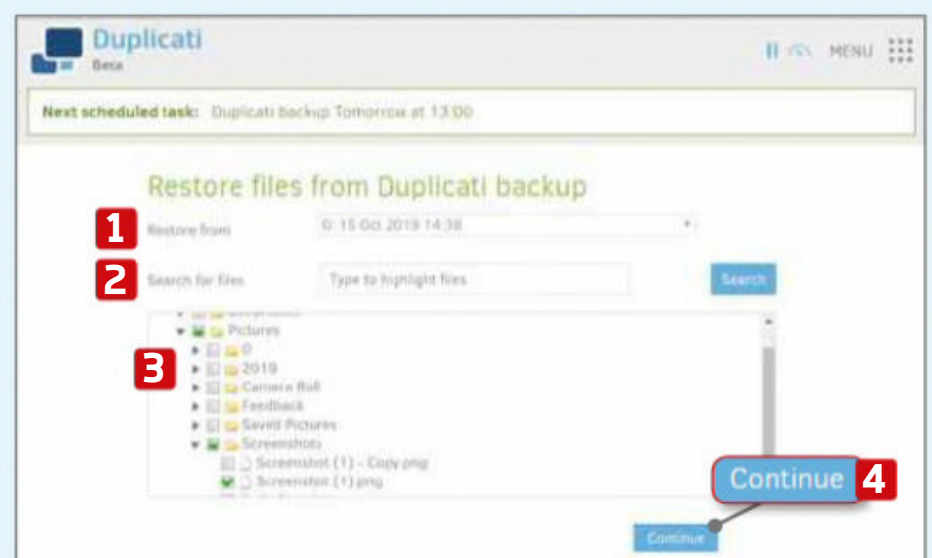
**7** Leave the 'Automatically run' box ticked, **1** so you can set a schedule for your backups. Then choose a time, date **2** and frequency. **3** You can prevent the software from backing up on particular days by unticking the boxes. **4** Click Next. On the following Options page, we recommend you leave everything as it is for now. Click Save.



**8** When you return to the home screen, your scheduled backup should appear at the top as the 'Next scheduled task'. **1** If you can't see it, click Menu **2** and choose Home to reload the tab. You should also be able to see your backup job listed below. **3** If you don't want to wait until the scheduled time to perform your first backup, click 'Run now'. **4**



**9** The first backup you create may take a while, depending on how many files you're saving, but subsequent backups save only the changes made since the last one, so they're quicker. To restore a backup, choose Restore from the Menu. **1** Select the method you want to use to restore it, such as restoring the data from a previous backup. **2** Click Next. **3**



**10** Choose a backup to restore from the drop-down menu. **1** They are listed in reverse order, so '0' is the most recent. You can search for individual files, **2** restore specific files and folders **3** or restore the entire archive. Click Continue. **4** Finally, choose where to restore your backup, and whether or not to overwrite existing files. Click Restore.





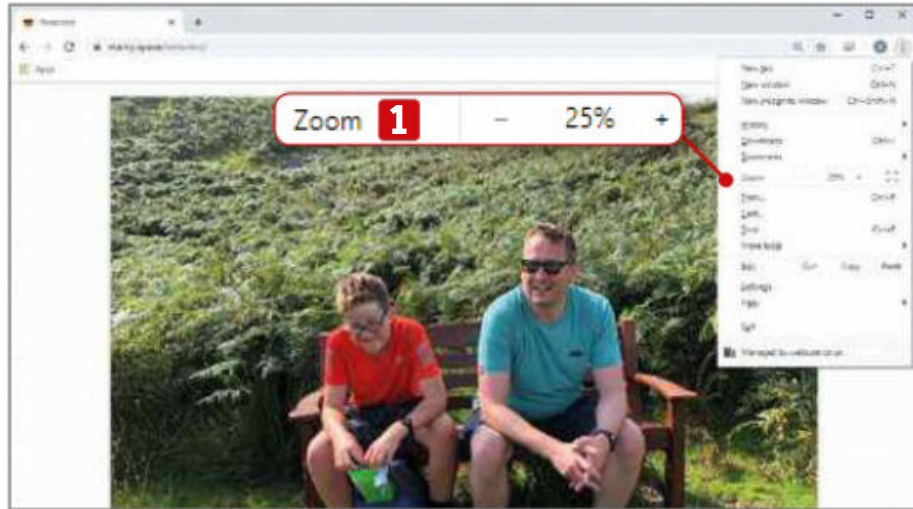
# Blur and redact private details in photos

There may be times when you want to post photos online while protecting the privacy of the people in them by obscuring their faces. You can do the same for house numbers, car registration plates and any other information you


want to keep private. The Redacted website offers a quick and easy way to obscure these details. If you need greater control, we'll also show you a more sophisticated method.



**Redacted:** [marky.space/redacted](http://marky.space/redacted) | 10 mins | **Any browser**




**1** Go to [marky.space/redacted](http://marky.space/redacted) and either drag and drop your image into the browser or click the 'select image' link and choose it from there. If your image is very large, you may see only a corner of it. Either resize your image in an image editor or use your browser's zoom tool **1** to fit it on screen.



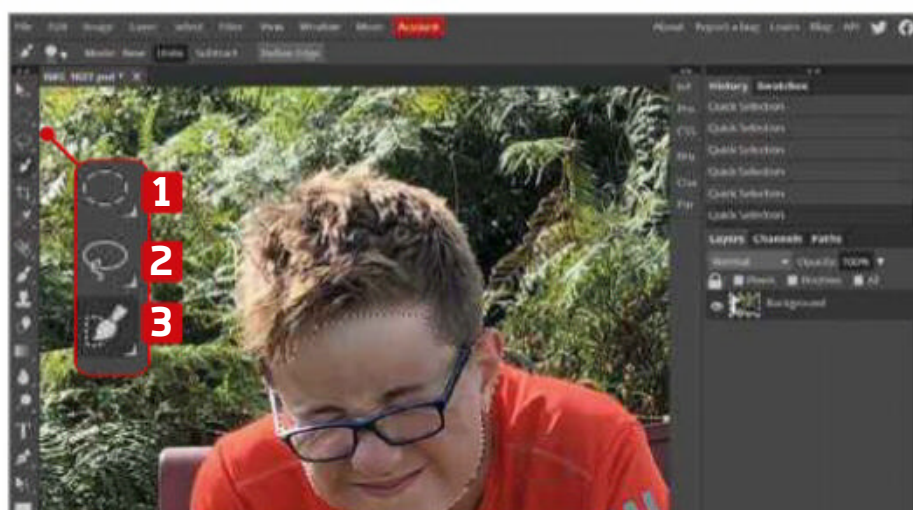
**2** Drag a box around the area of the image you want to obscure. **1** By default this creates a rectangle that blurs everything inside it. After making your initial selection, you can use the handles **2** to move the corners of the rectangle, so don't worry if you don't get it right first time.



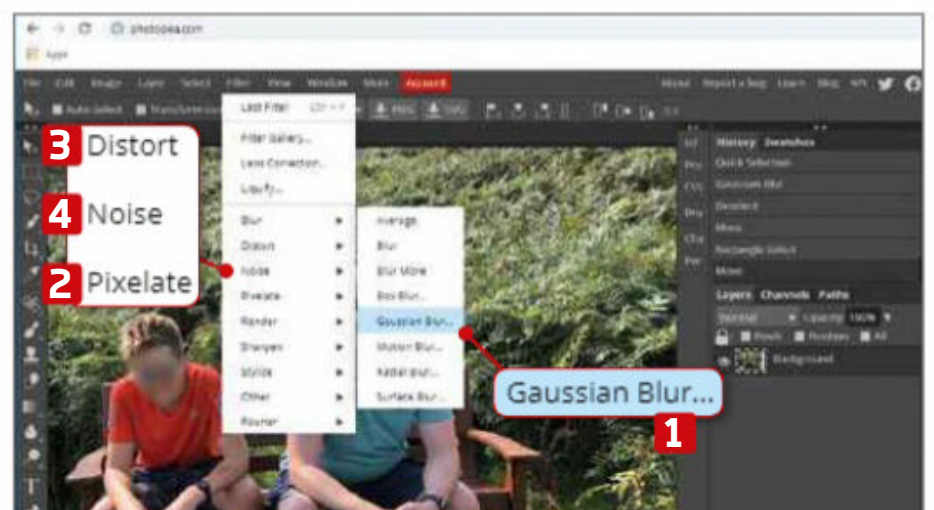
**3** Click and drag to create a second rectangle. **1** You can create as many as you like. Double-click inside a rectangle to change the type of redaction from blurred to pixelated or filled with black. **2** If you keep double-clicking, the rectangle changes to an oval with the same three redaction options. **3**



**4** If you opt for the blur or pixelate options, you can click the Settings link and use the slider to change the 'Conceal level'. **1** Moving the slider to the right increases the blur effect **2** or the size of the pixels. **3** When you're happy with the result, click the Download button to save the file.



**5** If you need more control, use an image-editing program such as Paint.net ([www.getpaint.net](http://www.getpaint.net)) or, if you prefer to work online, PhotoPea ([www.photopea.com](http://www.photopea.com)). Use the selection tools to isolate the area to redact: most editors offer shapes, **1** lassos, **2** selection brushes **3** and magic wands.



**6** Once you've created your shape, choose the type of fill you would like. As with Redacted, you can fill your shape with a solid colour or use a blurring option from the Filter menu. We like the Gaussian Blur, **1** but you can also experiment with Pixelate, **2** Distort **3** and Noise. **4**





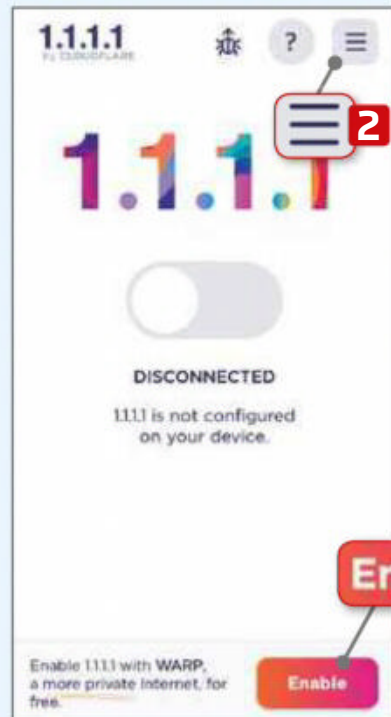
# Browse faster and more privately on your phone

Last year, Cloudflare unveiled its 1.1.1.1 app, which provides a private DNS service. This year it has added a free VPN, Warp, to the app. Fresh out of beta, Warp encrypts your data while you're online and lets you "skip right past internet

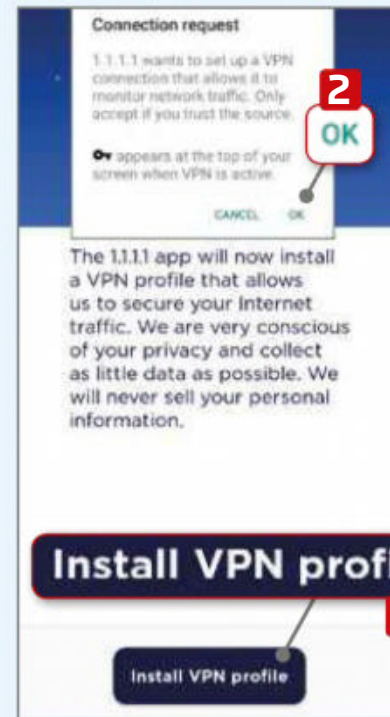
traffic jams", as the developers put it. The service constantly seeks the best route for your data, promising to speed up your browsing by up to 30%. Best of all, it's incredibly easy to set up.



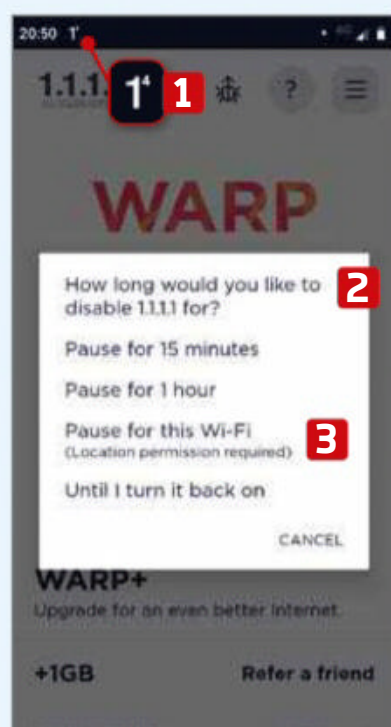
**1.1.1.1 with Warp: 1.1.1.1 | 10 mins | Android 5.5+ | iOS**



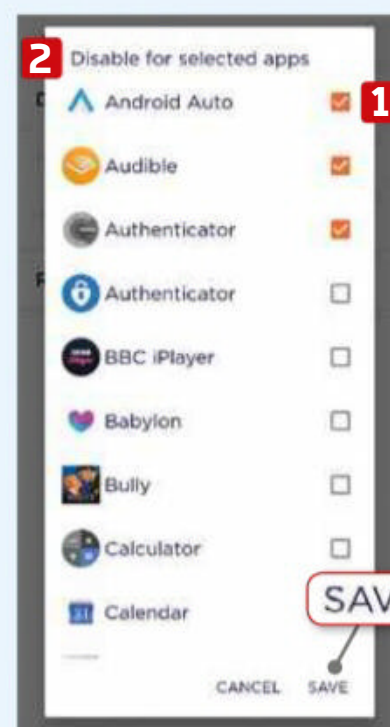
**1** When you first open the 1.1.1.1 app, it gives you a brief overview of the new Warp feature and explains how the company uses your data. Tap Accept, then press the Enable button at the bottom of the home screen **1** or the three lines. **2** Select '1.1.1.1 with Warp', then press back.



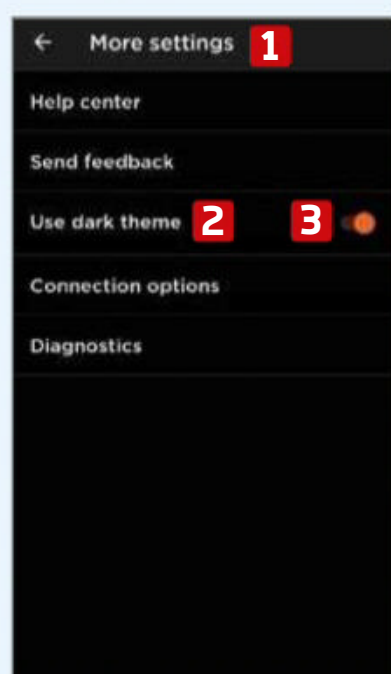
**2** Returning to the home screen, Warp tells you that it is Disconnected. Above this is a large button – tap to switch it On. Next you must add a VPN profile for your phone, so press 'Install VPN profile'. **1** In the pop-up box, tap OK **2** to allow the VPN connection. Once connected, the app informs you that your internet connection is now 'private'.



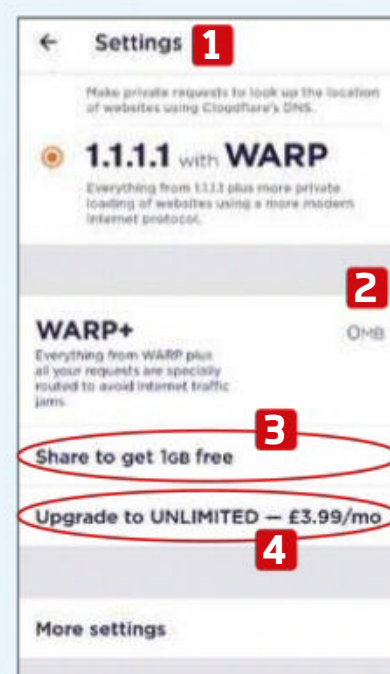
**3** While you're connected, a persistent icon appears in the notification area. **1** This includes an option to tap Stop, which severs the VPN connection. Alternatively, open the app and toggle the main switch to Off. The app will ask you how long you want to disable it. **2** Choices include 'Pause for this Wi-Fi', **3** which only works if you give the app access to your location data.



**4** Certain apps don't like VPNs and may even stop working while you're using one. Thankfully, 1.1.1.1 offers a whitelist option that lets you exclude those apps. Tap the three lines and scroll to 'More settings'. Choose 'Connection options' and 'Disable for selected apps'. Add a tick **1** beside any apps that need to circumvent the VPN connection. **2** When you've finished, tap Save. **3**



**5** There are precious few additional settings to explore. In fact, the settings for 'Protocol options' and 'Tunnel options' are greyed out in the current version. However, there is a dark mode – because every app needs a dark mode these days. You'll find this in 'More settings'. **1** To activate it, toggle 'Use dark theme' **2** to On. **3**



**6** 1.1.1.1 with Warp is free to use, but you have a limited data allowance. Head into Settings **1** to see how much data you've used so far. **2** Under this, there are two options. Tapping 'Share to get 1GB free' **3** lets you increase your data allowance by sending details of the app to friends. Alternatively, you can get unlimited data by paying a subscription fee of £3.99 a month. **4**



# Weekend Project

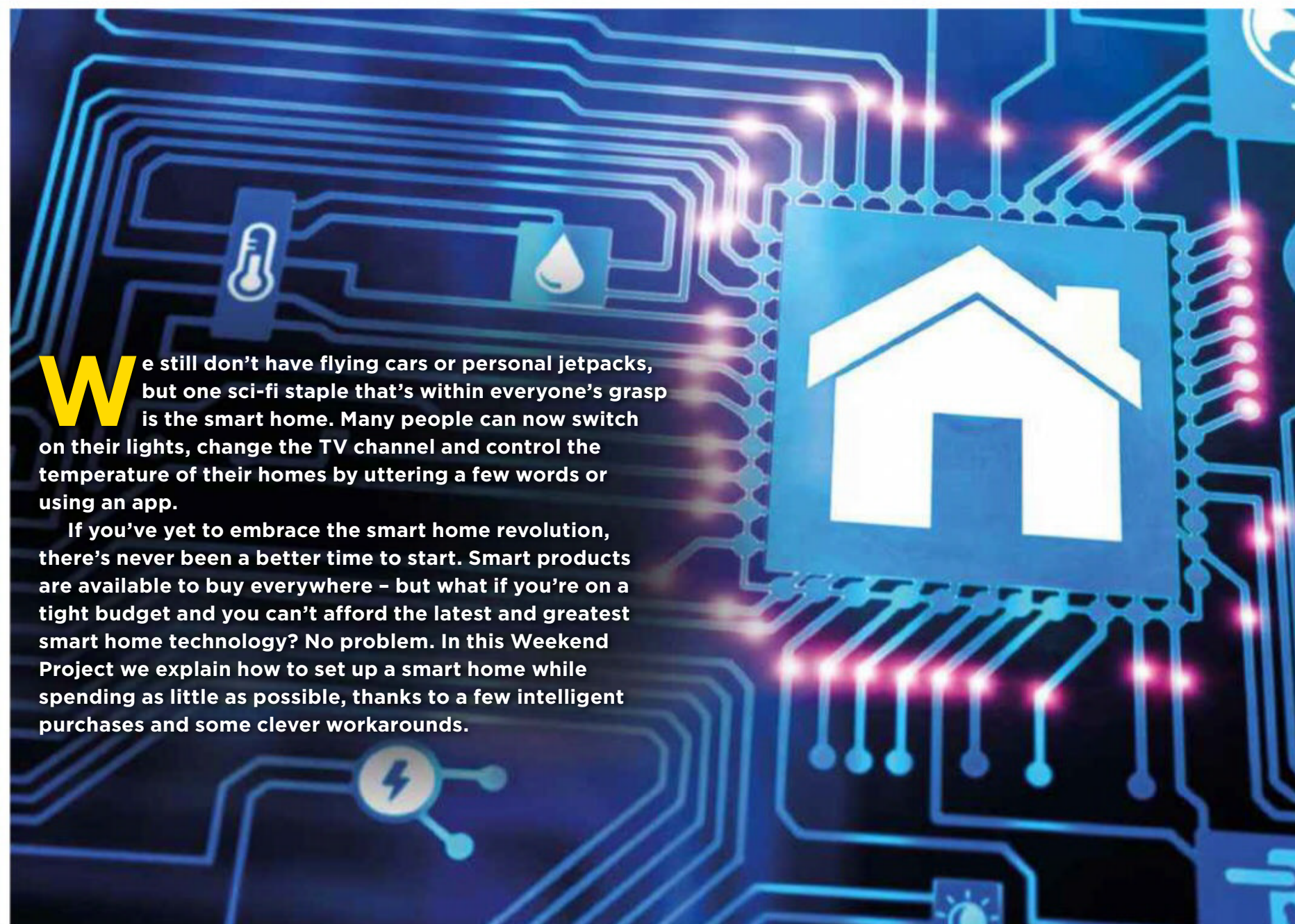
Get to grips with some serious tech tinkering to boost your computer and other devices



How to...

## Set up a smart home as cheaply as possible

**Wayne Williams** shows that you don't have to spend a fortune on expensive gadgets to make your home smarter



**W**e still don't have flying cars or personal jetpacks, but one sci-fi staple that's within everyone's grasp is the smart home. Many people can now switch on their lights, change the TV channel and control the temperature of their homes by uttering a few words or using an app.

If you've yet to embrace the smart home revolution, there's never been a better time to start. Smart products are available to buy everywhere – but what if you're on a tight budget and you can't afford the latest and greatest smart home technology? No problem. In this Weekend Project we explain how to set up a smart home while spending as little as possible, thanks to a few intelligent purchases and some clever workarounds.

### Upgrade your lighting

One of the most popular smart upgrades is to replace standard light bulbs with intelligent ones that you can control using your voice, an app or a controller. There are many different types available, ranging from the basic but affordable Lumiman bulbs to the pricey but more feature-packed Philips Hue sets. Philips Hue lighting is excellent, with support for Alexa, Google Assistant and Apple, and a

wide range of different lights that you can add to your setup with ease. However, you pay a lot more for it than with other products. A Hue Starter Kit Bundle, which includes three B22 Bulbs, a bridge and dimmer switch, will set you back around £170 ([meethue.com](http://meethue.com)) – although, as with anything, there are savings to be made if you shop around.

On the other hand, you can buy a couple of Lumiman B22 bulbs for around

£23 from Amazon ([bit.ly/lumi487](http://bit.ly/lumi487)). Lumiman's products work with the PlusMinus app on Android and iOS, which lets you change the colour of your lights, dim them, set a schedule or countdown and much more. As with Philips Hue, you can also control Lumiman bulbs with your voice using Alexa and Google Assistant. We'll show you how to set up and use a Lumiman bulb in our Mini Workshop, opposite.





**Make sure you buy the right type of bulb for your light socket – screw or bayonet fittings. Philips Hue systems are more expensive than Lumiman's but offer lots of useful features**

Given the huge savings, it's a bit of a no brainer to opt for Lumiman bulbs, but before you splash out, consider whether you really need the features they offer. Will you ever cycle through the different colours, or do you simply want to be able

to turn the lights on and off when required? If the latter is all you need, you can forget about buying smart bulbs and plug your table lamps into a smart plug instead. Something like the TP-Link Smart Plug WiFi Outlet ([bit.ly/tpLink487](http://bit.ly/tpLink487)) will do the trick, and although it's a little more expensive than a Lumiman bulb (around £16 for one) you can use it for other tasks besides lighting.

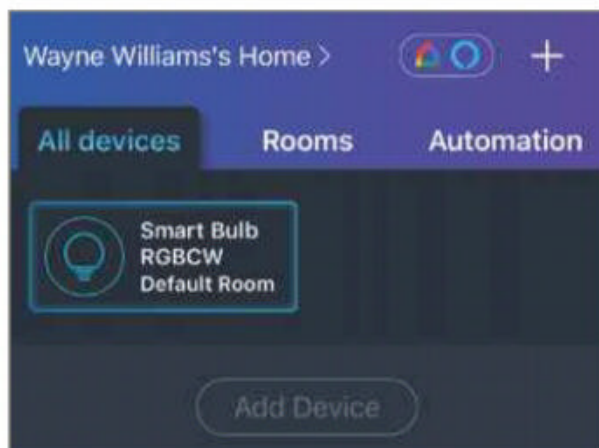
The plug works with the Kasa app, which lets you control any TP-Link smart home devices. You can use it to turn your lamps on and off, set schedules and timers, and check the status of your smart tech. It also has a useful 'Away mode' which basically turns your devices on and off at different times of the day to give the appearance that someone is at home, even when the house is empty.

The Kasa app isn't the only way to control the plug, however: it works with Alexa and Google Assistant, too, so you can activate it using voice commands. You can even use it with IFTTT ([ifttt.com](http://ifttt.com)) to chain events and actions together.

### Invest in smart plugs

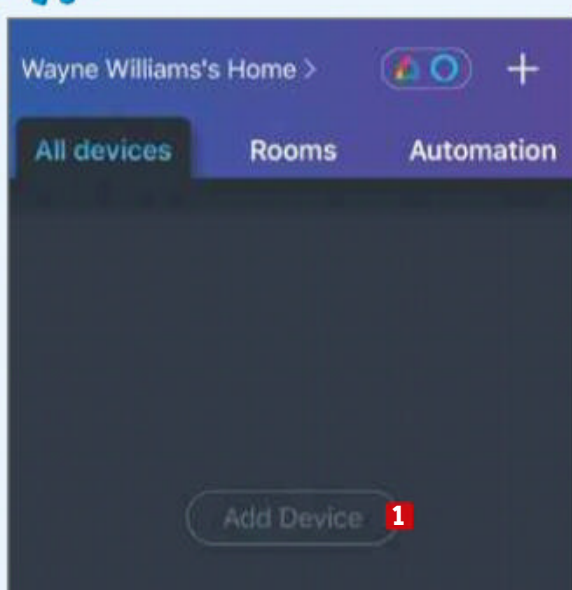
There are quite a few makes and models of smart plug available. The TP-Link Smart Plug WiFi Outlet we mentioned in the previous section is a good, affordable choice. Smart plugs aren't limited to turning lights on and off, however. You can use them for plenty of other tasks.

Smart plugs essentially control the power supply, so if you wanted to use one to boil a kettle, say, it would only work if you had already flicked the



**Add a Lumiman product and it appears in the app, organised by device or by room**


## MINI WORKSHOP | Set up and use Lumiman bulbs



**1** Once you've got your bulbs, use your phone to scan the supplied QR code or download the app from [www.plusminus.ai/app](http://www.plusminus.ai/app). It's available for Android and iOS. Insert a bulb into a light socket but don't turn it on yet. Open the app, allow it to use Bluetooth and access your location, then create an account and tap Add Device. **1**



**2** On the next screen, choose the type of smart device you want to add – Lighting, in our case. Select your Wi-Fi network **1** and enter the password for it. **2** You need to connect your phone to the 2.4GHz wireless band for it to work. Turn the light on and off repeatedly every two seconds.







**3** The light will eventually start flashing and appear in the app. Tap it, and you can then change the colour using the wheel, **1** alter the brightness **2** and colour temperature **3** or pick a preset. **4** You can also turn it on or off, set up a schedule or pick a scene **5** (such as Christmas or Halloween).



# Broadband Deals

Call FREE on 0800 083 2357 to switch your broadband

	Provider	Package name	Monthly price	Contract length	Broadband speed	Allowance	First-year cost*
1		TalkTalk: Fast Broadband	£17.95 (£30 after 18 months)	18 months	11Mbps avg. speed	∞ unlimited	<b>CHEAPEST</b> £215.40
2		Shell Energy: Fast Broadband	£19.99	18 months	11Mbps avg. speed	∞ unlimited	£239.88
3		Sky: Broadband Essential	£20.00 (£25 after 18 months)	18 months	11Mbps avg. speed	∞ unlimited *	£240.00
4		Virgin Media: Big Bundle + Fibre Broadband + Weekend Calls	£33.00 (£54 after 12 months)	12 months	54Mbps avg. speed	∞ unlimited	£396.00

Terms & Conditions apply - see ISP sites for details

\* Fair-usage or restriction policy applies.

Data supplied by [www.broadbandgenie.co.uk](http://www.broadbandgenie.co.uk). Correct as of 14 October 2019.

**Ofcom**

Broadband Genie's helpline is powered by Simplify Digital, the Ofcom-accredited switching service

## In the next issue of our sister title Computeractive...

**SNEAK  
PREVIEW!**

# Computer active

- **MASTER YOUR HARD DRIVE & SSD**
- **WHAT YOU MUST TYPE ON YOUR PC**  
Try these 30 secret commands
- **CHECK YOUR SHARES USING EXCEL**  
We reveal the formulas you should use

Subscribe at [www.getcomputeractive.co.uk](http://www.getcomputeractive.co.uk)

- **UPGRADED TO WINDOWS 10?** The first things you must do afterwards

**PLUS: DOWNLOAD & KEEP BBC  
iPLAYER SHOWS** - Even those you can't find by searching

**On sale  
Weds  
6 Nov**





*Smart plugs are an affordable way to control ordinary household items, such as lamps, heaters and anything else you can think of*

kettle switch on. You can't use a smart plug to start microwaving food, for example, but you can power up a standalone pressure cooker or slow cooker. You can also use one to start charging a connected phone at midnight and kill the power a few hours later to save electricity.

With the ability to schedule a plug, you can control how long your children or grandchildren are able to watch TV or play on a games console, even when you're not there. You can also use it to heat a room before you get home. Just plug in an electric radiator, make sure it's switched on and set to the correct

temperature, and set a schedule or enable it remotely when you want.

You can even use a smart plug to wake you up in the morning by turning on the radio at a preset time, like a modern version of a radio alarm clock.

With enough smart plugs and a little ingenuity, you can automate a lot of your home for very little money. We show you how to set up a TP-Link smart plug in our Mini Workshop, below.

### Get a smart thermostat

Adding a smart thermostat to your home isn't cheap. Google's Nest Learning Thermostat ([bit.ly/nest487](http://bit.ly/nest487))

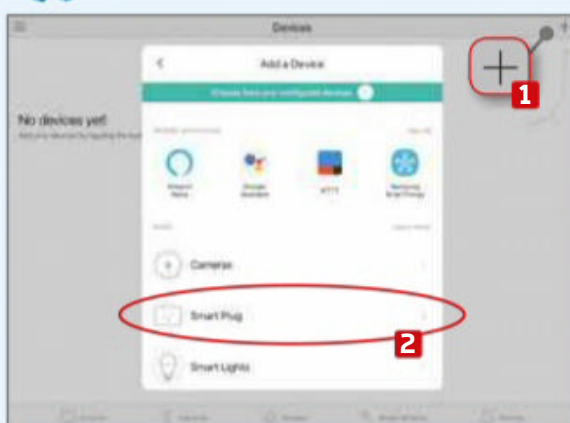


*The Nest Learning Thermostat may seem expensive, but if you use it correctly it should pay for itself in the long run*

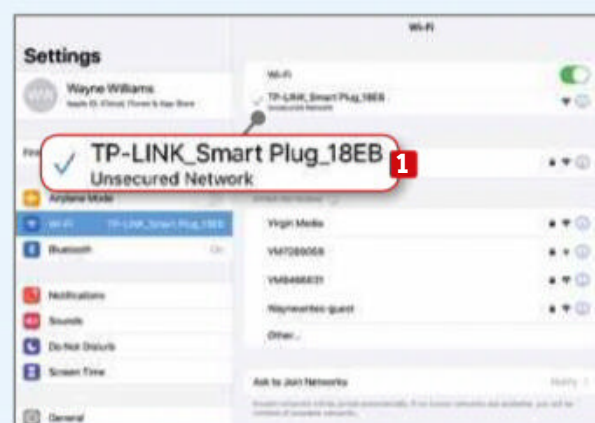
and British Gas's Hive Active Heating ([www.hivehome.com](http://www.hivehome.com)) cost £219 and £249 respectively. However, you can gradually recoup the costs of those in energy savings. According to Google, Nest Learning Thermostat customers save between 8.4% and 16.5% off their bills, while Hive promises that you could save up to £120 a year by not having to heat an empty home. At the moment, Hive also bundles a free Amazon Echo Dot worth £50 when you buy a Hive Active Heating system. However, to make these savings you have to ensure that you and your family are using your smart thermostat properly. ■



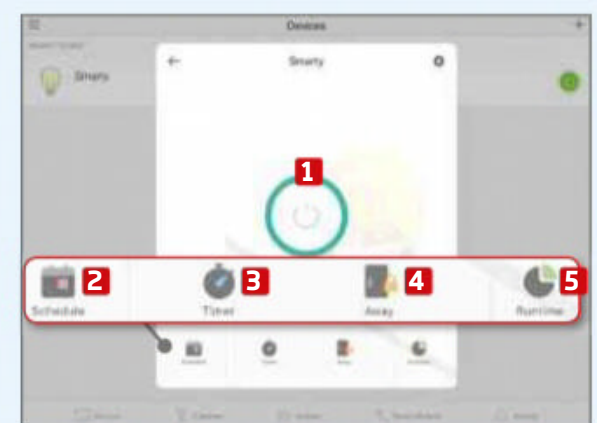
## MINI WORKSHOP | Control your power using a TP-Link Smart plug



**1** Start by installing the Kasa app on your mobile phone. Create an account (which gives you more options), then connect your smart plug to the mains. Launch the app, tap the plus symbol in the top-right corner **1** and select 'Add a Device'. Tap Smart Plug. **2**



**2** Select your device from the list. The Wi-Fi light on your plug should turn amber and then, after 15 seconds or so, start blinking amber and green. Go to your phone's Settings, open Wi-Fi and connect to the Smart Plug's built-in wireless network. **1** Then return to the app and finish setting up the plug.



**3** You can now turn the plug on and off, **1** and set up a schedule **2** or timer. **3** Away mode **4** lets you tell the plug when to switch on and off, while Runtime **5** lets you see how long it has been switched on today, this week and for the past month. Repeat these steps to add extra devices.

## NEXT ISSUE

**How To...** Play old PC games on Windows 10

On sale  
Wednesday  
13 Nov



# SUBSCRIBE NOW!



Subscribe to **Webuser** today and save on the single issue price.

Each issue of **Web user** will be delivered directly to your device each fortnight.

**SEE NEXT PAGE FOR SET-UP INSTRUCTIONS**



# ▶ HOW TO SUBSCRIBE...

## ...on an iPad or iPhone


- STEP 1** Return to the *Web user library*
- STEP 2** Choose your subscription term and tap twice on the 'price' box
- STEP 3** Choose whether to create an optional *PixelMags* account
- STEP 4** Enter your *Apple ID password* to confirm



## ...on a Kindle Fire

Kindle Fire subscriptions come with a **FREE** one month trial.

- STEP 1** Tap '*Free Trial Subscription*' in the *Web user library*
- STEP 2** Chose your subscription term from the drop down menu on the popup that appears
- STEP 3** Tap '*Subscribe*'



## ...via the Zinio app

- STEP 1** Search for *Web user* via the search box in the *Shop tab*
- STEP 2** Tap the '*Subscribe*' button
- STEP 3** Choose whether to create an optional *Zinio* account
- STEP 4** Enter your *Apple ID password* to confirm



**Subscribe to *Web user* today and save on the single issue price**





# Web User Masterclass

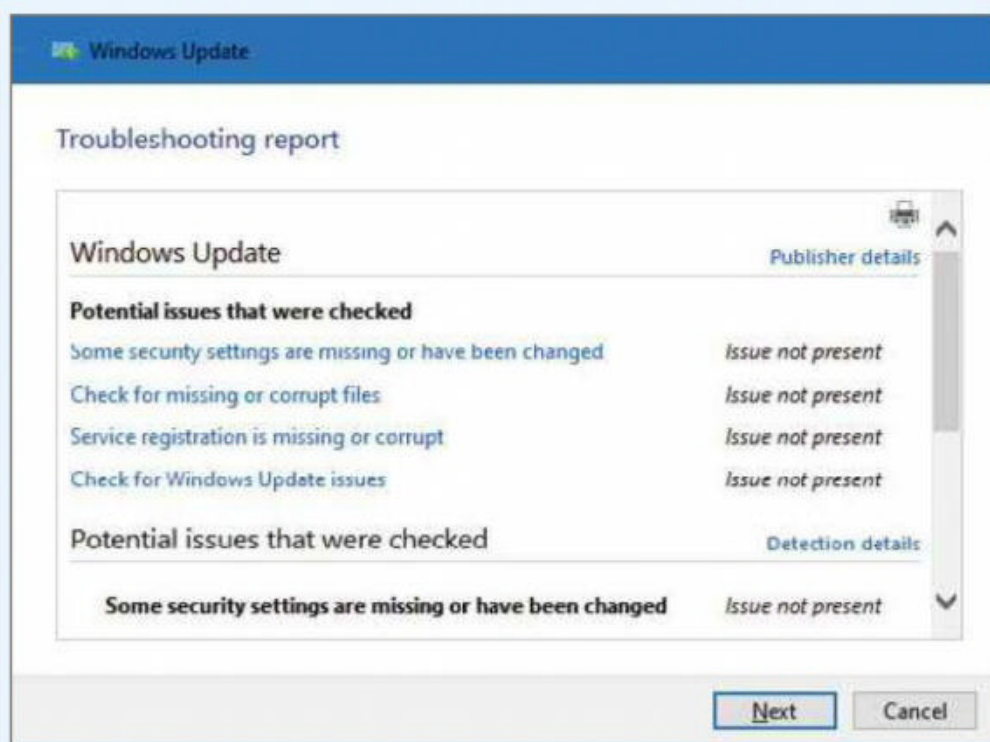
## Solve Windows Update problems to get the latest features and fixes

### Troubleshoot Windows updates when they fail

**M**icrosoft provides a collection of troubleshooters designed to fix a range of problems that can occur with Windows and the hardware that runs it. They can't fix everything, but they should be your first port of call when something goes wrong.

Open the Windows 10 settings app, click 'Update & Security' and select Troubleshoot on the left. The obvious one to run is Windows Update, but you should also try Internet Connections, Incoming Connections, Network Adapter, Program Compatibility Troubleshooter and Windows Store Apps. In Windows 7, go to the Control Panel, then choose Troubleshooting, 'View all'.

Some troubleshooters provide a Details link after they've run, listing all the items that passed and failed during the tests. Click this to view the results and, if errors aren't fixed, run all the troubleshooters again. It may take two or three runs to fix a problem.



Run the Windows Update troubleshooter to fix update problems

### Wait and try again

Sometimes, Windows Update fixes itself after initially failing to install an update, so wait a while and see what happens. Open Settings, 'Update & Security' and click 'Check for updates' every day.

### Share updates between PCs

If your household has several PCs, you don't want them all downloading a 5GB Windows update at the same time. It's better to download the update on one PC, then share it among the other computers on your network. To enable sharing updates, open Settings and click 'Update & Security'. Select Delivery Optimisation on the left and, on the right, turn on 'Allow downloads from other PCs'. You can choose between

downloading from other computers on the local network, or the local network and internet. The latter option works well if Microsoft's servers are overloaded and someone nearby has the files you need. There are no privacy or security issues to worry about, so just enable it.

### Faster updates vs a faster computer

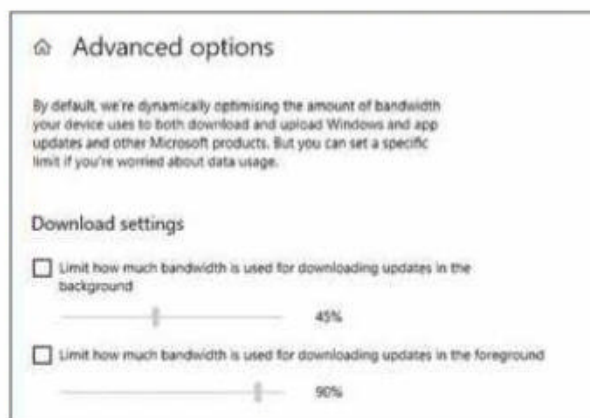
Downloading a large Windows update uses up a lot of resources and bandwidth, slowing down your computer and your web browsing. To minimise this, you can configure the download settings. Open Settings,

'Update & Security', Delivery Optimisation and click the 'Advanced options' link. The first slider sets the bandwidth used for downloading updates in the background. Drag it to the left to slow downloads, so your computer and internet are less likely to slow down; drag it to the right if you have a fast computer and a fast web connection to get your updates sooner.

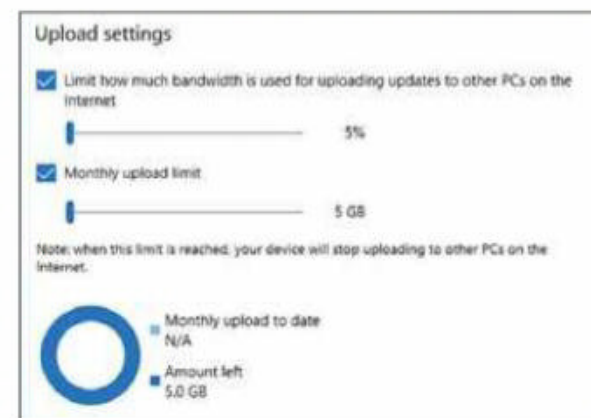
### Stop supplying updates

If you're worried that your neighbours are using your internet data and bandwidth to get their Windows

If you see words that look like they've been typed in a typewriter, follow the instructions and type them exactly as they appear, paying close attention to spaces and punctuation.



Control how much bandwidth your PC devotes to downloading updates



Have you been supplying updates? Check how much data has been used





updates from your PC, go to Settings, 'Update & Security', Delivery Optimisation and click 'Advanced options'. Scroll down to 'Upload settings' and tick the two boxes, then drag the sliders all the way to the left to minimise uploading updates to other people on the internet.

## Clean up updates

Some update problems can be solved by deleting all files and starting again (although see our SetupDiag tip, right, before doing this). Click the Start button, type `clean-up`, and run Disk Clean-up as an administrator. Tick all

the boxes except Downloads and 'Recycle bin', then click OK. Restart Windows and try updating again.

Spring and autumn updates are

**Use Disk Clean-up to clear out old Windows Update files and backups**

huge and your old C:\Windows folder is kept as a backup afterwards. The 30GB or so that this uses may come in handy and Disk Clean-up recovers it.

## Undo an update

When a major update from Microsoft is installed in spring and autumn, a backup of Windows is kept so you can undo everything if the PC isn't running well. Open Settings, 'Update & Security', then Recovery. Click 'Get started' under 'Go back to the previous version of Windows 10'.

## Uninstall updates

If an update causes a problem, uninstalling it may restore normal operation. Open the Control Panel, click 'Programs and Features', then 'View installed updates'. Click the Installed On column header to sort by date and the problem update appears at the top of the list. Double-click it to uninstall it.

## Check hard-drive space

Do you have sufficient space to upgrade? The spring and autumn updates need at least 20GB of free space on your hard drive to download and then process the update file. Open Explorer and select This PC on the left to see used and free space. If you have a PC with a very small SSD, plug in a USB drive. Windows Update can use it while updating.



## TAKE IT TO THE NEXT LEVEL

More advanced tips for when you're feeling brave

### Unplug and uninstall

If Windows updates fail, unplug everything from your PC including drives, joysticks, printers and other devices. Uninstall non-essential software, including security software.

### Update device drivers

It's possible that a hardware driver is incompatible and causing Windows Update problems. Everything may be up to date, but it is worth checking. Click Start, type `device manager`, then open it. Expand each section, except 'System devices' and 'Universal Serial Bus controllers'. Right-click each item and select 'Update driver'.

### Run the SetupDiag tool

Microsoft has a free tool for analysing Windows Update problems, which may help you identify the causes. Download it from [bit.ly/sudia487](http://bit.ly/sudia487) and run it. You may need the .Net Framework 4.6 (there's a link on the page if you do) but don't install it if SetupDiag runs without it.

Run it from Downloads, then double-click the SetupDiag[date].log file to see what it says about the last update. Use this before cleaning the hard drive and deleting Windows Update log files (see 'Clean up updates tip, left').





# Ask the Expert

**Roland Waddilove**, computer programmer and PC journalist since 1981, answers all your technical questions. Email us for help at [webuser@webuser.co.uk](mailto:webuser@webuser.co.uk)



## GENERAL PC

### Speed up Office software

**Q** Recently, my PC has been running really slowly. My Microsoft Office 365 programs all take several seconds to open. Outlook is the worst.

I have tried the Repair option and carried out a complete reinstall of Office 365 to no avail – please see the report attached. I have run a full system scan with Malwarebytes and everything is reported to be fine. I also have Norton 360 running with nothing to report.

**Robert Hinton, via email**

**A** This isn't something that's quick and easy to fix because there are many possible causes, so you'll have to work through the different checks, updates and system-configuration tweaks.

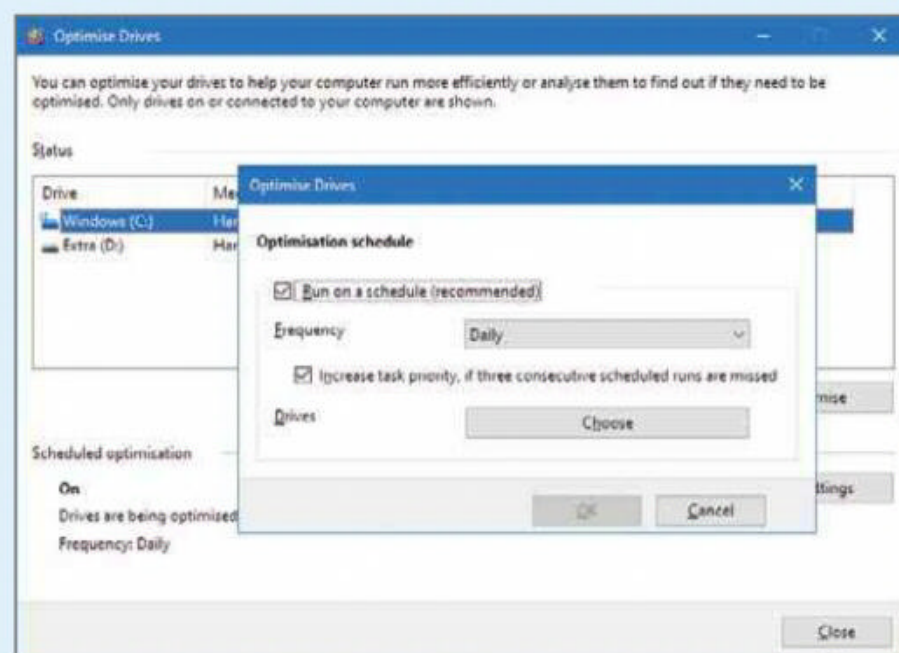
The system report you provided is useful but it doesn't say how much memory is installed in your computer. Having half a dozen browser tabs open while trying to launch an Office app on a PC with just 4GB of memory will cause the problem you describe. If possible, consider upgrading to 8GB of memory because it makes a big difference to speed. A workaround is to run only one program at a time and limit the number of browser tabs you keep open.

You have three security programs running:

Malwarebytes, Norton 360 and Windows Security. Try removing all non-Microsoft security software and just use Windows. While you're at it, right-click the taskbar, select Task Manager and open the Start-up tab to see which programs start with Windows, then select and disable any you can live without. All this will lighten the load on the memory, processor and hard drive, and make the system more responsive.

Check the icons at the right side of the taskbar, including those hidden in the pop-up panel. Is there anything there you don't need? Right-click icons and quit or exit them. Open the Settings app and choose Apps, then click any you don't need and uninstall them.

Sometimes, a PC can freeze while it waits for an external drive to wake from sleep mode, so unplug any USB devices connected to your computer. Similarly, device drivers can also cause a



*If you have a regular hard drive, set a daily schedule for the disk defragmenter*

computer to freeze or work slowly as they wait for devices to respond. Click Start, type **device manager** to run Device Manager, then expand each section, right-click each item and update the driver.

Finally, optimise the hard drive. Click Start, type **clean-up** and run Disk Clean-up as an administrator. Tick all the boxes and clean everything. Afterwards, click Start again, type **defrag** and run 'Defragment and Optimise Drives'. Click 'Change settings' and set the schedule to 'daily' to make sure the drive stays optimised. This has no positive effect on SSDs but it can make a difference with mechanical hard drives.

## SECURITY

### Reduce RoboForm's security

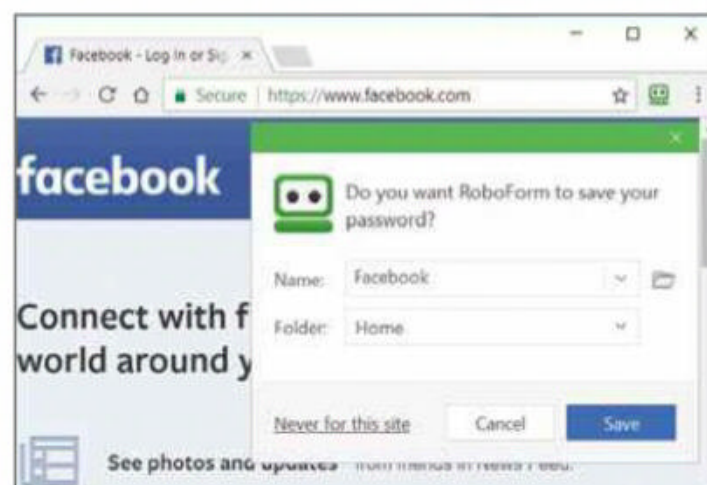
**Q** Until recently, I could log into Outlook using the RoboForm password manager ([www.roboform.com](http://www.roboform.com)) to read my emails. Ever since the May Windows update, when I try to open Outlook with RoboForm, I get a message asking for a security key to be inserted. I don't use a security key because it's something I could easily lose, so I still use my password.

The message says it comes from Firefox and, to work around it, I have

to keep selecting Back until I return to the password screen. I then have to enter the password manually. This makes the whole idea of a password manager redundant.

**Ian Waters, via email**

**A** First, make sure you have the latest versions of RoboForm and your web browser, because the problem may have been fixed by an update. If everything is up to date, log into your RoboForm



*RoboForm can remember your passwords so you don't need a separate hardware key*





account in a browser and select Security. Make sure there are no extra options selected, such as two-factor authentication.

In your browser, click the RoboForm button, go to Logins, then select the Outlook login and delete it. Now go to the Outlook website and log in. RoboForm should save the login details as it would a new site. Log out of Outlook and try to log back in. It should now work.

## GENERAL PC

### Change taskbar colour

**Q** I finally got the Windows 10 1903 update and have tried to get used to the new light grey taskbar and icons, but I really don't like them. How do I change them back?

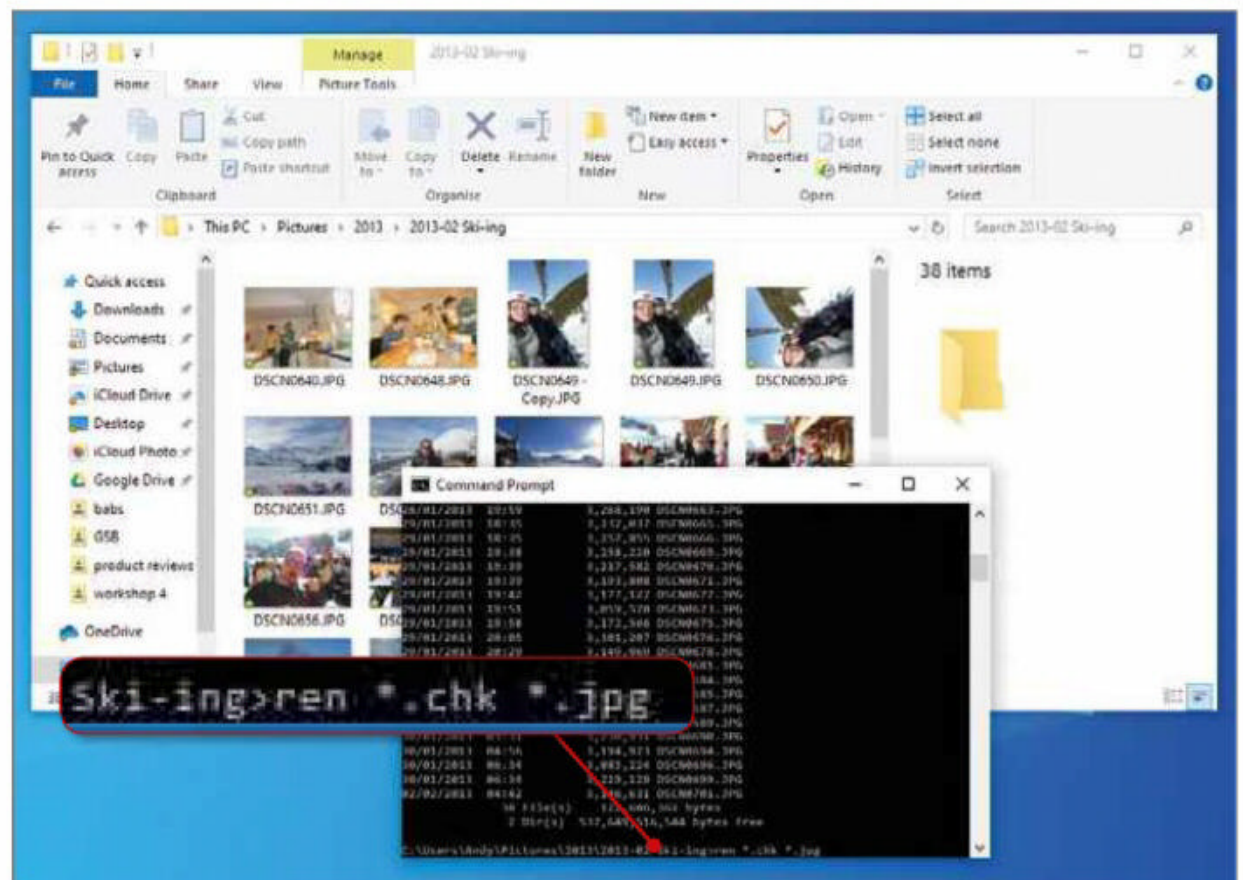
**Bill Keane, via email**

**A** The light colour is part of the new default theme in Windows 1903 but, if you don't care for it, there are ways to change it. Open the Settings app and select Personalisation, then Themes. There are Windows, Windows (Light) and Windows 10 themes. Choose the Windows theme to change everything back the way it was.

Instead of changing everything by swapping themes, it's also possible to change specific elements, such as the taskbar colour. Select Colours on the left and clear the tick next to 'Automatically pick an accent colour from my background'. Select a colour from the palette and, below the colours, tick 'Start, taskbar and Action Centre'.



**The taskbar and Start menu colour can be independent of the theme settings**



**The old command prompt is best for giving multiple files different file extensions**

## GENERAL PC

### Rename thousands of files

**Q** I had a hard-drive fault repaired on my computer and, somehow, all the file extensions of the photos in my largest folder of pictures were changed from '.jpg' to '.chk'. They won't open in a photo editor but they seem fine if I rename them to '.jpg'. However, there

are over a thousand photos in the folder so it will take me forever to rename them individually. Is there a way to automate the process?

**Colin Hayes, via email**

**A** There are two ways to rename multiple files. The most obvious method is to open the folder in Explorer

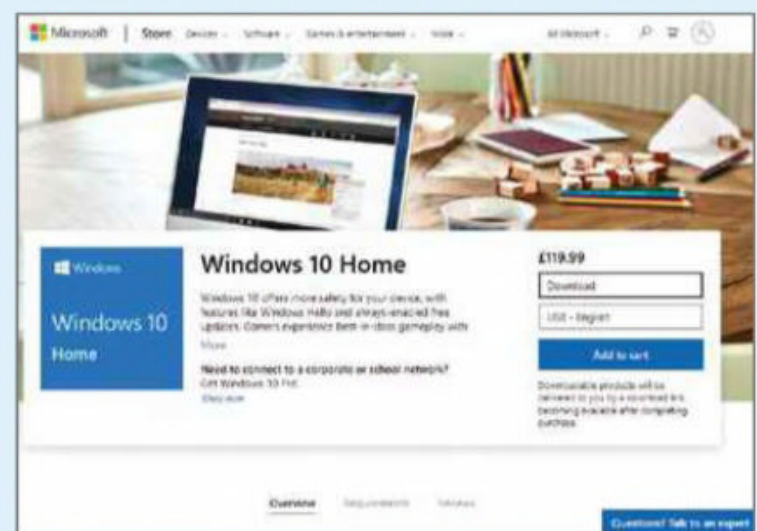
## GENERAL PC

### Avoid dubious Windows licences

**Q** My computer is running Windows 7 and I would like to upgrade to Windows 10. I really should have done this when it was free because now I have to buy it, but never mind. Microsoft charges £119.99 on its website, but I have seen it offered for half the price at other sites. Are these alternatives real or fake? Can they be trusted?

**James Oliver, via email**

**A** Without specific details, it's hard to say, but there may be something awry with a version of Windows 10 being offered at a very low price. There are actually several different types of Windows licences and these cheap ones could be real but not intended for consumer purposes, such as licences for developers or IT professionals. These



**Windows 10 isn't cheap so you should be suspicious of too-good-to-be-true bargains**

work, but they shouldn't be sold to the public, and if you ever have a problem and need help from Microsoft, or want to move Windows to a new computer, you could run into problems. Microsoft will check the licence and may refuse to help because it's the wrong type.

A Windows licence bought directly from Microsoft comes with help and support, and is more easily transferred to another computer.





and press Ctrl+A to select all files. If you then press F2 to rename one file, all the other files will also be renamed with consecutive numbers added, such as Photo (1).jpg, Photo (2).jpg and so on.

This method works fine if you want to change the first part of the filename but it won't change the file extension (suffix). To do this, go to the folder containing the files in Explorer, click the address box and enter **cmd** to open a command prompt window. Now enter:

```
ren *.chk *.jpg
```

This changes all the '.chk' files to '.jpg' files. The asterisk means 'any filename'.

### PHOTOS

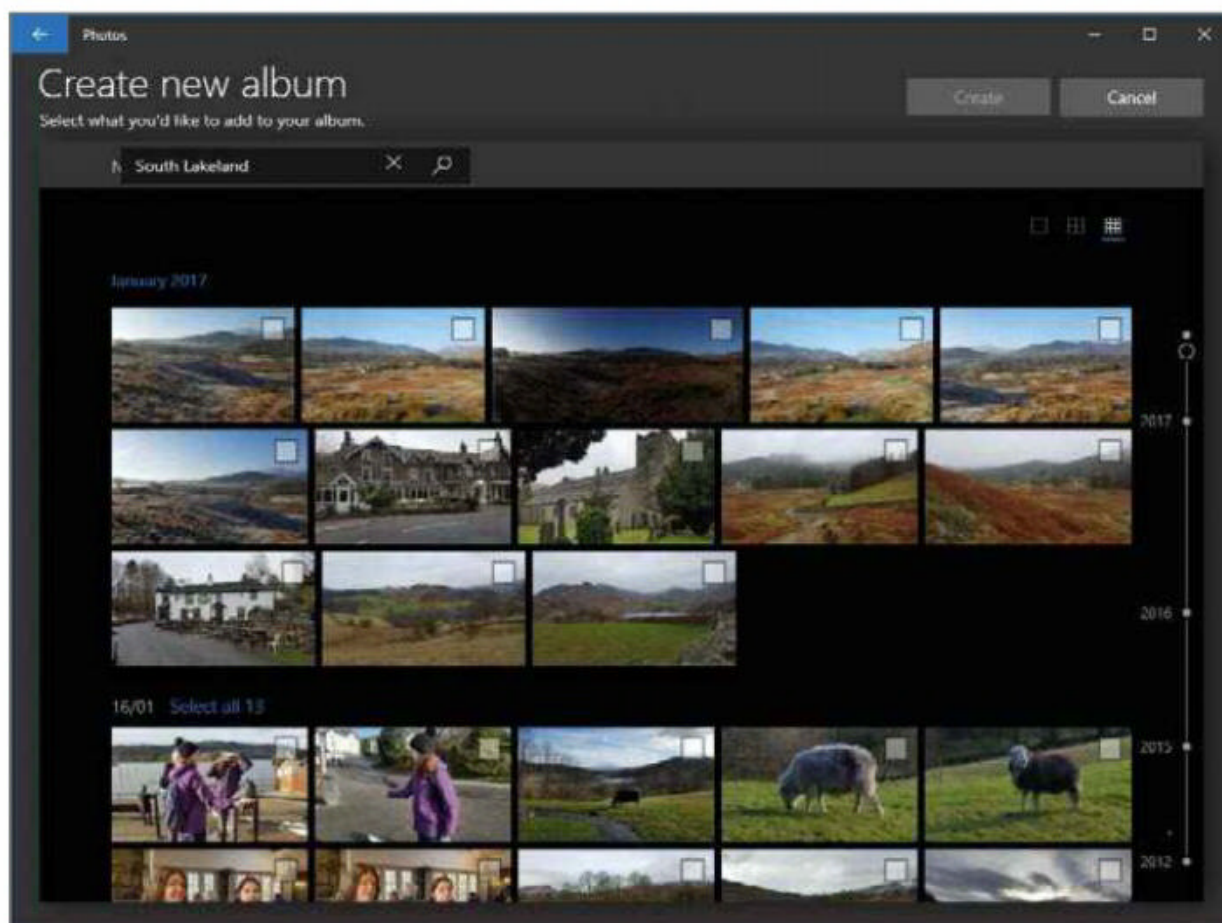
#### Automate the creation of photo albums

**Q** Do you know of any software that automatically organises photos into albums, such as all photos at a particular event or all photos of a person? I'd prefer something that's free.

**Richard Godwin, via email**

**A** The Windows 10 Photos app that comes preinstalled on Windows 10 does this. If your photos are stored in the Pictures folder or some other obvious place, just start the Photos app and select Albums in the menu bar at the top. If you've never run Photos before, it might take a while for it to index the contents of each photo but, once that's done, they can be organised.

In the Albums section, click the 'New album' tile and start typing in the search box – for example, **beach**, **cat**,



*Windows Photos recognises places, objects and people and you can compile albums from your search results*

**car**, **wedding** or something else to identify the photos you want. Large thumbnails matching your search are displayed and you can then select the photos to add. There are links to quickly add multiple photos.

Keep searching until you find all the images you want to include in an album, then click Create. The process isn't entirely automatic because you have to add the photos yourself, but albums can be created very quickly.

The best fully automated photo album

creator is Google Photos ([bit.ly/googphot487](https://bit.ly/googphot487)). Install it on your smartphone and it automatically uploads photos as you take them. Storage is free for images under 16 megapixels.

It doesn't happen instantly, but look at Google Photos ([photos.google.com](https://photos.google.com)) a day or two after a holiday, trip or event, and it will have organised the photos into albums, complete with a title and map. It automatically creates collages and animations, too.

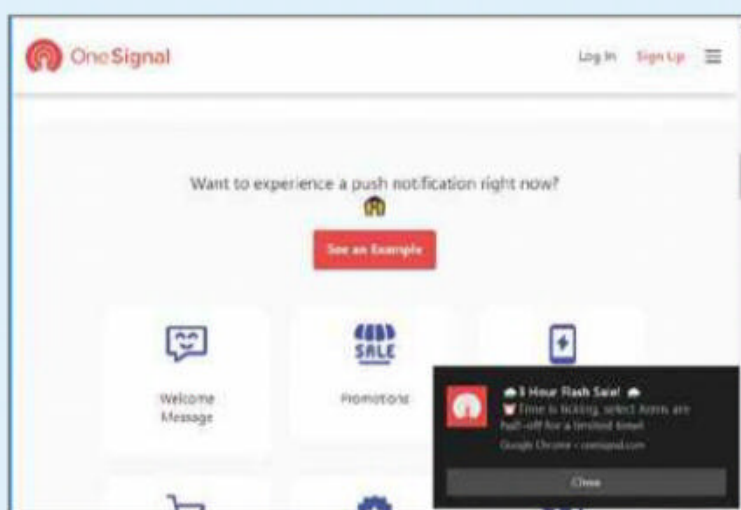
### SECURITY

#### Remove unwanted pop-ups

**Q** Whenever I use a web browser (at least, I think it's only when I use a browser), I get pop-up messages in the bottom-right corner of the screen. They are very irritating and I have to close them each time. How do I stop this from happening? Does my computer have a virus?

**Gareth Walker, via email**

**A** Windows 10 notifications appear in the bottom-right corner of your screen, summoned by web browsers and other programs. It's quite common to see a message asking if you would like notifications when visiting a website and, if you agree,



*If you don't want to see these pop-ups you can block them in Chrome's settings*

the notifications can pop up any time you run the browser, even without going to the website.

To stop websites showing pop-up notifications in Chrome, open the three-dot menu and click Settings, Advanced. In the 'Privacy and security'

section, click 'Site settings', then Notifications. Click the three-dot button to the right of a website in the Allow section and select Block to stop pop-ups. There's a button to add sites manually, but it's best to block them as you come across them when browsing.

Programs installed on your PC can also show notifications, and you can block these, too. Open Windows 10's Settings and click System, 'Notifications & actions'. Switches at the top enable all notifications to be blocked or you can choose where they appear. Below, there is a list of apps with on/off switches – turn off all but your essential programs.



**This fortnight Roland has been annoying his family by taking endless photos on his new smartphone**





# Readers' Helpdesk

Can you help your fellow readers with their computer problems? Send your questions and answers to [webuser@webuser.co.uk](mailto:webuser@webuser.co.uk)

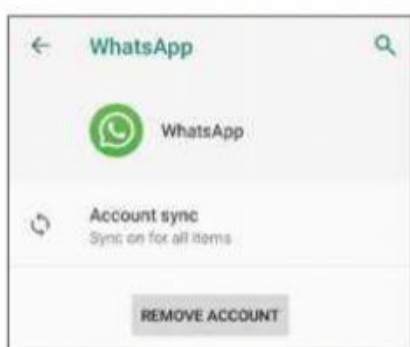
## MESSAGING

### Stop WhatsApp duplicating contacts

**Q** My Seat Alhambra car a has built-in hands-free system with voice dialling. This works flawlessly until I enable WhatsApp on my phone, which seems to duplicate any WhatsApp contact numbers in the car's memory. The voice dialling then stops working and tells me to dial manually, which I can't do while driving. When I open the contacts list, there are two entries for each number. This seems to confuse the car, because it doesn't know which number to dial, even though they're identical.

**Davis Andrews, via email**

**A** While we haven't encountered this specific issue, WhatsApp does sometimes duplicate contacts. This is often due to a syncing error, so the first port of call is your Android Settings app. Open the Accounts option and scroll until you see WhatsApp. Find the 'Account sync' option, tap it, then switch Contacts



**Switch off syncing in WhatsApp to prevent contact duplication**

off. Next, open Google Contacts, tap the three lines and select Suggestions. If your phone has multiple contacts, choose Merge All. If that doesn't work, try the nuclear option of uninstalling WhatsApp, then reinstalling it.

**Steve Clark, Features Writer, Web User**

## GENERAL PC

### Make your PC kid-friendly

**Q** I've heard enough scare stories about kids running up bills, downloading dodgy software and stumbling on unsavoury content while using a PC. What's the best way to lock down my Windows 10 PC for my grandchildren? I know you can do this on certain phones.

**G Eddowes, via email**

## READERS RESPOND

### WEB DESIGN

### Boost your security and Google ranking

**A** After reading the response to Tim Todd's email in Build a Better Site, Issue 485 ([bit.ly/webuser485](http://bit.ly/webuser485)), I thought I should add that while it's correct to say you don't need an SSL certificate on your website, it is a factor in Google's SEO rankings. This means that if you want your website to rank higher, it's essential that you get an SSL



**Let's Encrypt offers free SSL certificates but isn't compatible with all webhosts**

certificate. You can get a free strong certificate from [letsencrypt.org](http://letsencrypt.org), which renews itself every 90 days.

**Stephen, via email**

## CAN YOU HELP?

[webuser@webuser.co.uk](mailto:webuser@webuser.co.uk)

You can seek help or suggest solutions to other readers' problems by emailing [webuser@webuser.co.uk](mailto:webuser@webuser.co.uk) or via [www.facebook.com/webusermagazine](https://www.facebook.com/webusermagazine) or [twitter.com/webusermagazine](https://twitter.com/webusermagazine).

### GENERAL PC

**Q** Can anyone suggest any interesting technology channels on YouTube? I love vintage tech but I seem to have exhausted my current supply of subscriptions.

**Mike Keese, via email**

### GENERAL PC

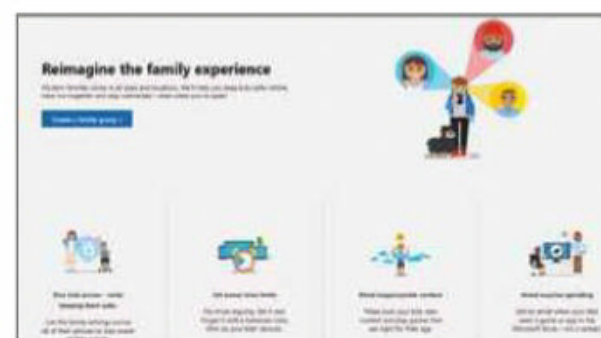
**Q** Can I trick an old PC game into running on Windows 10? Previous versions of Windows could 'emulate' older versions of the operating system. Is this still possible?

**Scott Darby, via email**

**A** The internet can feel a bit like the Wild West at times, and it's important to protect kids from the worst of it. Luckily, there are plenty of kid-friendly settings in Windows 10. Start by typing **family options** into the Start bar, then open it when it appears. This presents you with a range of parental controls (or grandparental controls, in your case). To access them, click 'View family settings', or visit [bit.ly/familywin487](http://bit.ly/familywin487). Next, create a family group. Select whether you're adding a child or adult to your family group, then enter your grandchildren's phone number or email address. If they haven't got a Microsoft account, set one up for each of them. During the setup process you can

choose whether they can access third-party or non-Microsoft apps, and activate other options such as requiring adult approval for purchases, blocking apps and websites, setting screen-time limits and even tracking the child's location.

**Steve Clark, Features Writer, Web User**



**Protect your children from online perils by using Windows' family settings**



# Your Top Tips

Our pick of the best advice from our readers. Please send questions and answers to [webuser@webuser.co.uk](mailto:webuser@webuser.co.uk)



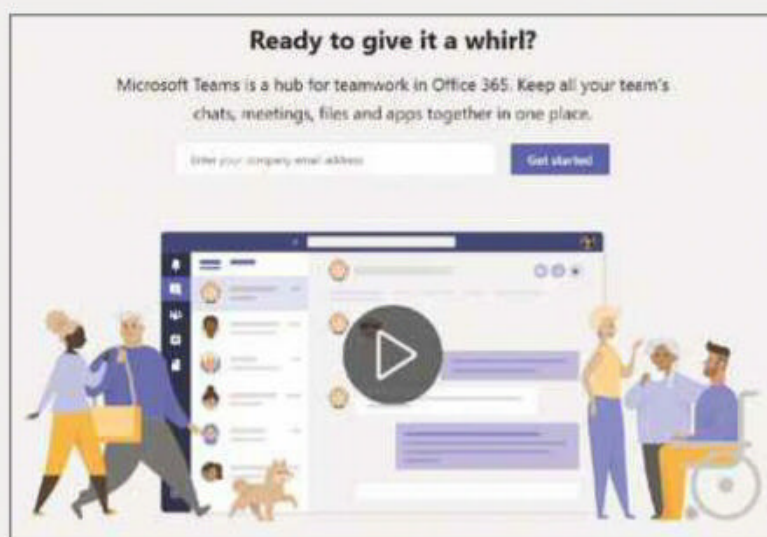
## TOP TIP

### WINDOWS APPS

## Get rid of Microsoft Teams for good

I can't be the only person who is sick of seeing Microsoft Teams, which launches itself without being invited! I tried to uninstall it, but I thought I'd entered Groundhog Day when I booted my laptop and it launched itself again. It turns out you need to uninstall two parts: search 'Apps & features' in the Start bar, then uninstall Microsoft Teams and Teams Machine-Wide Installer.

Once you get rid of the installer as well as the program, this useless piece of



*Are you plagued by Microsoft Teams? Uninstall the installer as well as the program to really get rid of it*

software should be gone for good.

**Neil White, via email**

Back Issues disc winner



following some instructions we found online. Here's how to do it.

Open Explorer and select the View tab at the top. Tick the 'Hidden items' box. Find the OneDrive folder, which should be at C:\Users\YourName\AppData\Local\Microsoft\OneDrive. Click in the box at the top, delete everything and enter `cmd` to open the command window. Here, enter `onedrive.exe /reset`.

Now click the Start button in the taskbar and enter `onedrive`. OneDrive should start up and begin syncing your files. Syncing everything may take a long time, but once the process had finished on my friend's PC, OneDrive was working normally again.

**Thomas Hill, via email**

### OFFICE

## See your word count in Google Docs

I've started to use Google Docs instead of Microsoft Word because that's what my colleagues use. Its document sharing functions are admittedly way ahead of Word's, but the refusal to add a basic word count feature has made me an unwilling participant - until now. Finally, Google has added a word counter to the bottom-left corner of the window, so I can keep track of my word count as I would in Word. If you can't see it, you may need to switch it on first by going to Tools, 'Word count' and selecting 'Display word count while typing'. Although I'm

still baffled as to why Google left it out in the first place, this new tool should be enough to stop my moaning for a while.

**Greg Thompson, via email**

### iOS

## Find friends and your phone with the latest iOS update

When I updated my iPhone to iOS 13, I was annoyed to discover that it had erased the Find My Friends app, which I use to keep track of my family's whereabouts. After some searching online, I now realise that it has been combined with the Find my Phone app. The new app, called 'Find My', should have been installed when you updated the operating system, but it may be hidden in a folder somewhere.

**Anthony Store, via email**

### STORAGE

## Reset to repair OneDrive

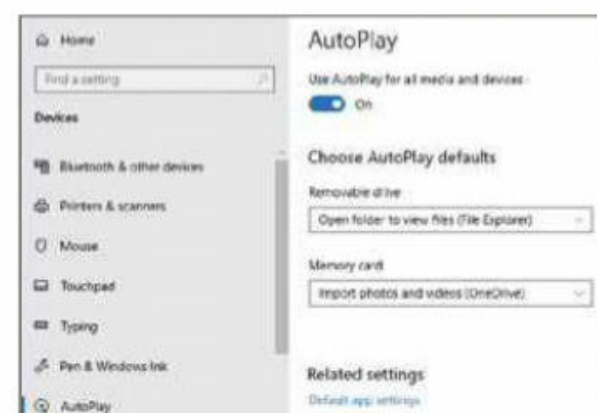
A friend recently had a problem with OneDrive, which stopped working on his PC. We tried all sorts of things and eventually got it working again. The last thing we tried, and the thing we think solved the problem, was to reset it by

### GENERAL PC

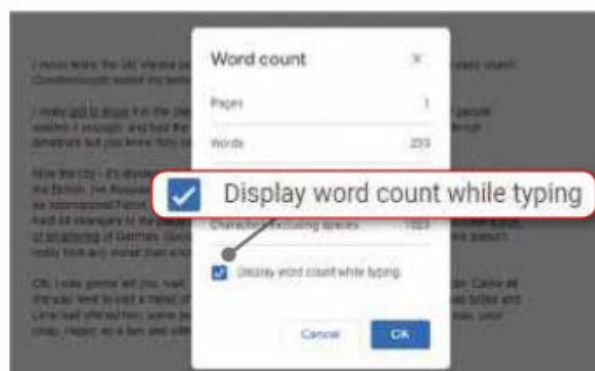
## Set up AutoPlay options

When you plug a device into your PC, Windows can perform an action, depending on what the device is. I've set mine up so that when I connect the memory card from my digital camera, it copies the photos to my PC.

You'll find the appropriate controls in the Devices section of the Settings app. When you select AutoPlay on the left, you get two settings, one for removable drives and the other for memory cards. For the memory card, I have selected 'Import photos and videos (OneDrive)'. This copies everything to OneDrive's Pictures folder.



*Choose what action Windows takes when you plug in drives and memory cards*



*Tick the box to see a permanent word count while typing in Google Docs*





If you don't have much OneDrive space, you can choose to import to Photos, which saves the images to your PC's hard drive.

**Angela Carson, via email**

## GENERAL PC

### Change save locations

When browsing for PCs online, I've seen budget laptops that come with as little as 32GB of SSD storage built in. I'm not sure how people cope with so little storage, but here is a tip that may help. Buy a USB drive and plug it in. Then go to Settings, System, Storage and click 'Change where new content is saved'. You can then save everything to the USB drive D: including apps, documents, music, photos, videos and so on.

**Sean McGrath, via email**



*If your C: drive is filling up, set Windows to save new files to an external drive*

## EMAIL

### Read email messages in conversation view

Windows 10's Mail app can automatically organise an exchange of email messages into a conversation, which keeps them all together. It took me a while to get used to this, but now I wouldn't be without it.

To set this up, click the gear icon to open the settings panel, then 'Message list'. Select 'Grouped by conversation' under Organisation. To find a conversation in your inbox, look for an email that begins with '>'. Click the '>' to expand the entry and see each individual email. You can then select each message to read it. Click the 'V' to collapse the conversation again.

**Brian Pauling, via email**

## TOOLS

### Save 'zoomable' versions of any image

I've always been an art lover and enjoy studying classic pictures over a morning



*View your favourite works of art in minute detail with Dezoomify*

coffee. Sadly, my eyesight isn't what it used to be, and I find that if I download images and zoom in to see more, they can become quite blurred. My son set me up with a great tool called Zoomify, which downloads 'zoomable' images from the websites of art galleries and museums. The quality of these images remains high even if you need to zoom in a little to see a particular detail.

If you'd like to see this for yourself, go to [bit.ly/zoom487](http://bit.ly/zoom487) and paste in the URL of your image.

**George Carlisle, via email**

## MUSIC

### Listen to music for free

Like many people, I've been trying to limit the amount of advertising I'm exposed to and be more conscious about the media I consume. I was so pleased when a friend introduced me to SomaFM, an internet radio website that



*Listen to a choice of 34 ad-free radio streams at [soma.fm](http://soma.fm)*

plays really interesting music and is completely ad free. As well as the obvious benefit of avoiding unwanted interruptions, it's a great way to discover exciting new artists. The [soma.fm](http://soma.fm) website actually has more than 30 channels to choose from. To start you off, I can recommend Underground 80s, which is great for nostalgic listeners.

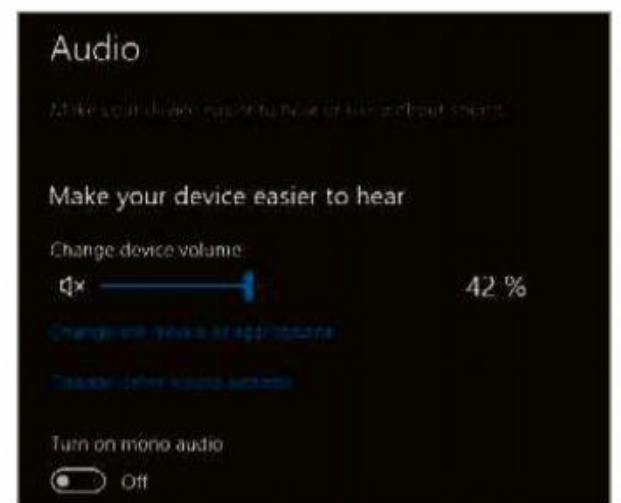
**Ali Mitchell, via email**

## GENERAL PC

### Force your PC to display the volume control

Sometimes when I start my computer, the volume icon doesn't appear. This makes it difficult to control the sound levels. A restart solves the problem, but an alternative is to search for Speaker in the Start bar. I've pinned this to the taskbar so it's always to hand.

**FratPark, via email**



*If you can't find your speaker icon, go straight to the Settings app*

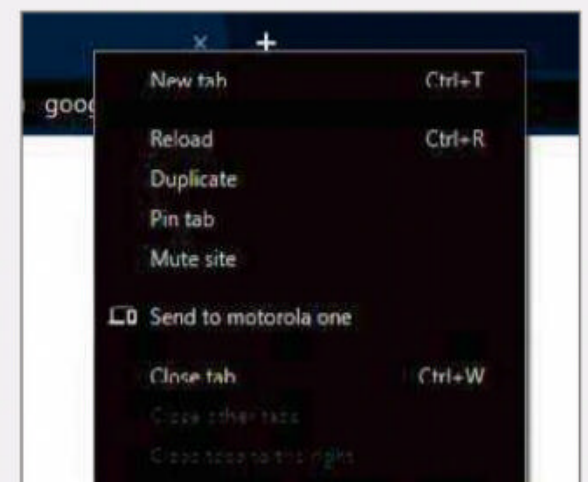
# BLUNDER OF THE FORTNIGHT

## BROWSERS

### Send tabs to any device

I have an annoying habit of closing tabs that I wanted to read later. This is because I tend to open a selection of articles at once, make it through about half of them and then close the window before I've got round to the others. By the time I return to my computer, I've completely forgotten what I was reading and start the whole cycle again.

I can already tell that Google Chrome's new 'Send to your devices' feature will be a godsend. Using it is as simple as right-clicking a tab, selecting the new 'Send to your devices' menu and choosing a device to send it to. You'll receive a notification when the tab has arrived on your phone. I intend to start forwarding myself articles to



*Chrome's latest update makes sharing web pages with yourself even easier*

read during my morning commute so that I no longer miss out on half the news I wanted to read.

**Belinda Walsh, via email**

**Have you managed to fix a PC-related disaster?**

If so, please send your story to [webuser@webuser.co.uk](mailto:webuser@webuser.co.uk)



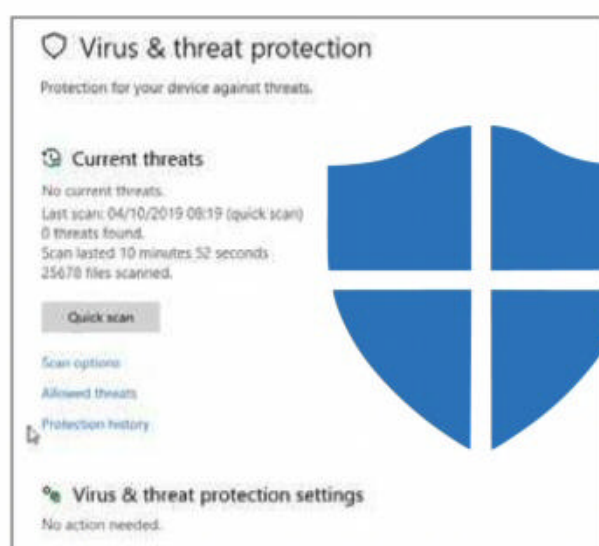


## Star Email

### Windows Defender is all you need

I was pleased to see an article about Windows Defender in Issue 485 of your magazine ([bit.ly/webuser485](http://bit.ly/webuser485)), because I don't think Microsoft's antivirus software gets the attention it deserves. Since I started using Windows 10 last year, I have relied entirely on Defender to protect my PC. I haven't suffered a single malware infection or other security scare – and without needing to change any settings or download extra tools.

Windows Defender runs quietly and automatically in the background, and never interferes with what I'm doing. I simply receive a notification once a week telling me that it has scanned my PC and hasn't found any threats. This compares well with other free antivirus programs,



such as AVG and Avast, which constantly nag you to run scans and upgrade to their paid-for versions, and can slow down your system.

I know Kaspersky is very good, but it costs £25 a year. Windows Defender is

completely free, doesn't require installation and offers all the protection you need for your PC. As for warnings that Defender detects more 'false positives' than commercial security suites – I have yet to experience a single one.

After reading your article, I made a couple of tweaks to Windows Defender, such as switching on ransomware protection and running a PC health check, but otherwise I trust the software to do its job without further configuration. After years of looking for a free antivirus program that doesn't have any catches or limitations, I'm delighted that I now have one preinstalled, and would recommend Defender to everyone.

**Colin Bishop, via email**

**Back Issues disc winner**



### eBay was no help after my bank card theft

My Barclays debit card details were stolen recently by someone in Russia, who used them to buy two items. When I discovered the theft, I notified PayPal, eBay and my bank, and reported it to Action Fraud. When I checked

with eBay, however, it seems that the thief had changed the principal account address

from mine to his, which was far too easy for him to do!

I've tried to contact eBay by phone, but no one has called me back. They refer me to the internet – but the reason I'm calling them in the first place is because I want to speak to someone in person.

Please make your readers aware of my situation. I'll use sellers other than eBay in future.

**DJ Reeve, Barnsley**

### Virgin Media broadband isn't up to speed

I signed up for 350Mbps broadband with Virgin Media, but my maximum speed is only 108Mbps, and it doesn't work with Sky TV over Wi-Fi. Virgin's customer

service is dreadful, even though I signed up for the 24-hour business package. I was left waiting on the phone for 18 minutes, and when someone finally answered, they cut me straight off and didn't call back. Everything is done from call centres overseas, and getting in contact with them takes forever.

When I finally got through to Virgin Media, they told me their service only works with Ethernet cables above 150Mbps. Who uses those nowadays?

When I told them my download speed was only 108Mbps rather than 350Mbps, they said there would be a £165 callout charge if they decided that my speed test was incorrect.

Of course, there is no mention of any of this when Virgin Media sells you the broadband. You can't trust these ISPs.

**Oliver Webster, Facebook**



## Quiz Answers: Issue 486

1 **Heartbeat**



2 **Cold Feet**



3 **Home to Roost**



4 **On the Buses**



5 **The Jewel in the Crown**



6 **Hammer House of Horror**



**WINNER!**

Well done to **Mike Chalmers** who wins a Web User Back Issues Disc



WIKIPEDIA ARTICLE

**eBay**





## My fond memories of Teletext

Reading Barry Collins' comments about Teletext Holidays in his column in Issue 486 reminded me how much I miss Teletext. I loved browsing the holiday deals, with their rubbish palm-tree graphics, checking the football scores and – best of all – playing Bamboozle with Bamber Boozler! It was the best quiz game ever, even if most people worked out that you could cheat by noticing which page your answer was taking you to, and quickly choosing a different colour button on your remote if

you got it wrong.

Before the internet came along, Teletext was the best way to receive information and entertainment for free, and although it was

slow and sometimes glitchy, with random letters missing, it was useful and informative. Barry says using Teletext “couldn't have been more tedious”, but when you were bored at home on your own, it was a lifesaver.

Kids today with their Facebooks and their Twitters don't know what they missed! Do any other readers have fond memories of Teletext?

*Nathan Woodward, via email*

## Smart meters are pointless

Considering most of your readers are well versed in computers and the like, I find it hard to believe that any of them had a smart meter installed when they first came out (“What you say”, Issue 485). They should have known that the meter would stop working when they changed utility companies.

I refuse to have one because it isn't there to help me – it's just a way for the utility companies to save money. Anyone with a brain knows which electrical devices they have to leave on and which they can switch off. Everyone knows that your central heating burns a lot of gas in winter. You wouldn't turn it off on a cold winter night, would you?

I appreciate that if you have a big house and a large family, and your spoilt kids all have TVs, mobile phones and computers in their rooms, you need to take action. Two OAPs in a two-bedroom apartment don't need to do that.

*Martin Fletcher, Thorpe Hesley*

## What you say...

### WHAT CHANGES WOULD YOU LIKE TO SEE IN THE REVAMPED BBC IPLAYER (see page 21)?

The ability to jump to a specific minute of a programme instantly. Type '24' on your remote to go to the 24th minute of a show, for example.

*Rich Grove*

I'd like iPlayer to improve its scrolling through programmes and live recordings, with better previews like those on Netflix. It should remember my login, too. Netflix has only ever asked me to log in once, but BBC iPlayer seems to ask every week.

*Chris Armstrong*

More archive TV. Rather than 50 seconds of Lulu the elephant having a poo, how about that entire *Blue Peter* episode? I'd like to see full episodes of forgotten classics, too, rather than the regurgitated ones we continually get now. Not everything was wiped in the 60s and 70s, and the BBC has a large building storing all this stuff, much of which has never been seen again.

*Gavin Green*

I'd like to be able to view iPlayer abroad without having to pay for a VPN. After all, I've paid my licence fee.

*Dave Carter*

I'd like to see more programmes on it – and no 24-hour only programmes.

*Kumudu Perera*

I think the whole service should be scrambled and the Royal Charter scrapped, so that if you want to watch you need a set-top box.

*Dean Stockton*

Our biggest problem is not knowing what to do when it goes wrong.

*Ken Flack*

### DO YOU MAKE FEWER THAN FIVE CALLS A MONTH FROM YOUR MOBILE PHONE ([bit.ly/calls487](http://bit.ly/calls487))?

Yes, it annoys me when I have to make a phone call. I'd much rather have everything down in writing so there can be no misunderstanding.

*Russell Cox @RussWWFC*

Yes, I probably do. Certainly fewer than 10, but unlike my web browsing my calls are almost always important.

*Paul Grim*

Aye, I make zero calls most months. Probably about three calls a year.

*Gary Olsen*

Yes. I use my landline phone for voice calls as much as possible. Mobile call quality isn't generally as good.

*Nick Daws*

I try to avoid calling anyone. Not because of the cost – I'd just rather not, to be honest.

*Jayme Carne*

I prefer to call someone than text them, because in the time it takes me to compose the text, I could have made the call, said what I needed to say and finished. So I think I make more than five calls a month.

*Phil Ówen*

Most days I speak to my wife in the car after work, so I call more than I think.

*Si Mellor*

I only make phone calls when absolutely necessary. Besides, most people I know prefer to be texted unless it's an urgent matter.

*Dimaz Sembodo*

I genuinely can't remember the last time I made a call on my mobile phone. I much prefer email.

*Caroline Chapman @cantstopthesgnl*

I've got unlimited calls on my mobile plan, but I make most of my calls through WhatsApp.

*Brian Brown*



# ! Page 404

Why should we have to pay a ransom for old email accounts? asks **Barry Collins**



## Don't let them take your email hostage

**Y**ou've doubtless read repeated warnings about how to avoid ransomware, but even the companies we think of as the good guys attempt to take hostages – your cherished email address being one of them.

People cling to their email address like their mobile phone number, because they've had it from way back when their computer made screeching noises every time they went online; it's the one that all their friends have saved in their address books; and they use it for all their online accounts. Moving email address is only marginally less hassle than moving house.

The broadband providers know this all too well, which is why you'll get stung if you try to retain a provider's email account after you leave them. BT charges you £7.50 per month for the Premium Email service you need to keep old BT email addresses running, while TalkTalk will fleece you for a fiver each month to keep TalkTalk or Tiscali

addresses active. When better-equipped webmail accounts are free, that doesn't half hurt.

How do you avoid getting caught in this trap? My advice is to steer clear of broadband provider accounts in the first place. Gmail, Outlook and the like will probably remain free forever, and you can access them with whichever broadband provider or device you use.

The other alternative is to buy your own domain ([bertjackson.co.uk](http://bertjackson.co.uk), for example) and run your own email, which isn't as expensive as you might think. The brilliant Zen Internet's basic Bronze hosting package is £5.39 per month and that includes up to 10 email inboxes on your own domain. A '.co.uk' address costs £8.39 per year from Zen, which all added up is still

cheaper than paying for BT Premium Email over the course of a year.

Whether you go down the free webmail route or buy your own domain, moving an email account is not as tricky as you'd expect. The key is preparation: don't shut off the old account before

moving to the new one, and give yourself a couple of months with both running to give you the best chance of a smooth transition.

The first step is to import the messages from your old account to the new one. Most

webmail providers offer an import tool somewhere in their settings – Gmail's can be found by clicking the Settings cog, choosing Settings and then selecting the 'Accounts and Import' tab. You may want to spring-clean the old account first, getting rid of any messages with huge attachments that you don't need.

Next, you need to set up two things on your old account: a forwarder that sends all incoming messages to the new account; and an auto-reply that explains to your correspondents that you're moving to a new address and to please update their contacts. Obviously, emails from stores such as Amazon and eBay, utility companies and even your bank won't pay any attention to this, so you'll have to do the manual drudge work of changing your registered email address with key accounts.

On the plus side, you'll find you get rid of an awful lot of junk mail and accounts that you didn't want in the first place when you finally turn the forwarder off and close the old account. And you'll feel like Liam Neeson, having freed your email account from the hostage takers.

“ Moving email address is only marginally less hassle than moving house, and broadband providers know this all too well ”



Illustration: Andrew Torrens



**WebUser**

**SUBSCRIPTION  
OFFER**  
FOR MORE INFO SEE PAGE 62

# ENJOYED THIS ISSUE?

## GET THE NEXT ONE EARLY!

**T**hank you for reading this issue of *Web User* – we hope you found the tips and advice useful. The good news is that you don't have to wait too long for the next issue. If you subscribe to *Web User* by **Monday 4 November (8pm)\***, you'll receive it through your letterbox before it's available in the shops!

### What's inside the next issue:

### COVER FEATURE: STOP LEAKING YOUR IDENTITY

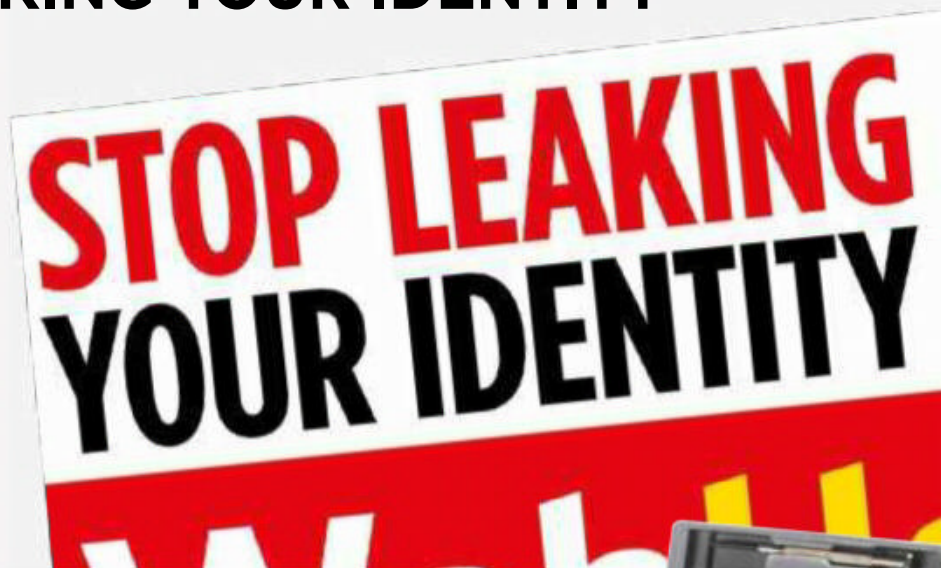
#### PLUS:

- Best free office suites on test
- Rename all your devices
- Secret hacks for WhatsApp

#### AND...

Record your screen without software

*\*Don't worry if you miss this deadline –  
you can subscribe to Web User at any time!*



Subscribe to *Web User* today and you'll pay just **£22.49\*** for the next 13 issues – that's a 24% saving on the shop price! As an added bonus, you'll also receive a free gift – **a 26-piece PC Repair Kit**

Subscribe online at  
**subscribe.webuser.co.uk**  
or call now on **0330 333 9493**

(calls to 03 numbers will be charged at your standard local rate)

*\*Includes FREE DELIVERY*

Quote offer code: **P1922**